




Safeguarding & Staying Safe Online

In this session we will:

1. Define safeguarding and identify some safeguarding issues
2. Identify how to stay safe on social media
3. Describe what 'cyberbullying' and 'online grooming' mean
4. Identify who you can go to for help and support

What you will need:

- A pen or pencil
- Some paper to jot down your answers/ notes
- Access to the internet
- A quiet space to study



Take a break if/ when you need to

This presentation will be covering topics you may find upsetting.

**We will be examining safeguarding issues and the dangers of being online.
You will see video clips talking about these subjects.**

Please make a note of our contact details before you go any further.

**The Safeguarding and Wellbeing Team
01274 088999**

**If you have been affected by anything in this presentation and find it hard to complete, we understand and respect your wishes. However, we recommend you contact us on the above number to discuss further.
You are not alone!**



You will see this 'Caution' sign on slides that you may find upsetting.

QUIZ TIME

This short quiz is a warm up activity. Don't worry if you don't get all the answers right. We are here to learn!

1. On average how much do you think a student's bag is worth?

a) £50

b) £250

c) £500+

d) £2000+

c) £500+ on average

Mobile, ipad/tablet,
laptop, wallet/purse
(money), the bag,
other personal
belongings



2. At what age can you get a Facebook account?

a) 13

b) 16

c) 18

d) 21



a) 13 in UK

**But this varies in
different countries.**

3. You just got a new WhatsApp message on your mobile phone. The number it came from is not in your contact list. How do you respond?

a) Reply, it's good to have new friends

b) Delete the message

c) Tell someone

d) Delete the message and block the sender

d) Delete the message and block the sender

You should also tell someone if the message made you feel unsafe, worried or upset



4. What information is OK to give online?

a) Everything about yourself

b) Nothing

c) A few things

d) Your location

b) Nothing

You never know who you are talking to.

Any information you put online can be misused.



5. You are having trouble doing an activity on a safe site you use at college. Your friend offers to help but needs your password. Would you give your password to them?

a) Yes, I trust them

b) Yes but I will watch what they are doing

c) Not sure

d) Never

d) Never
You should never give your password to anyone.



1) Define safeguarding and identify some safeguarding issues

What is safeguarding?

During your induction, you will have completed a module called 'Safe'.



During this, your tutor will have discussed what safeguarding is. Think back to this module and make a note of what you remember.

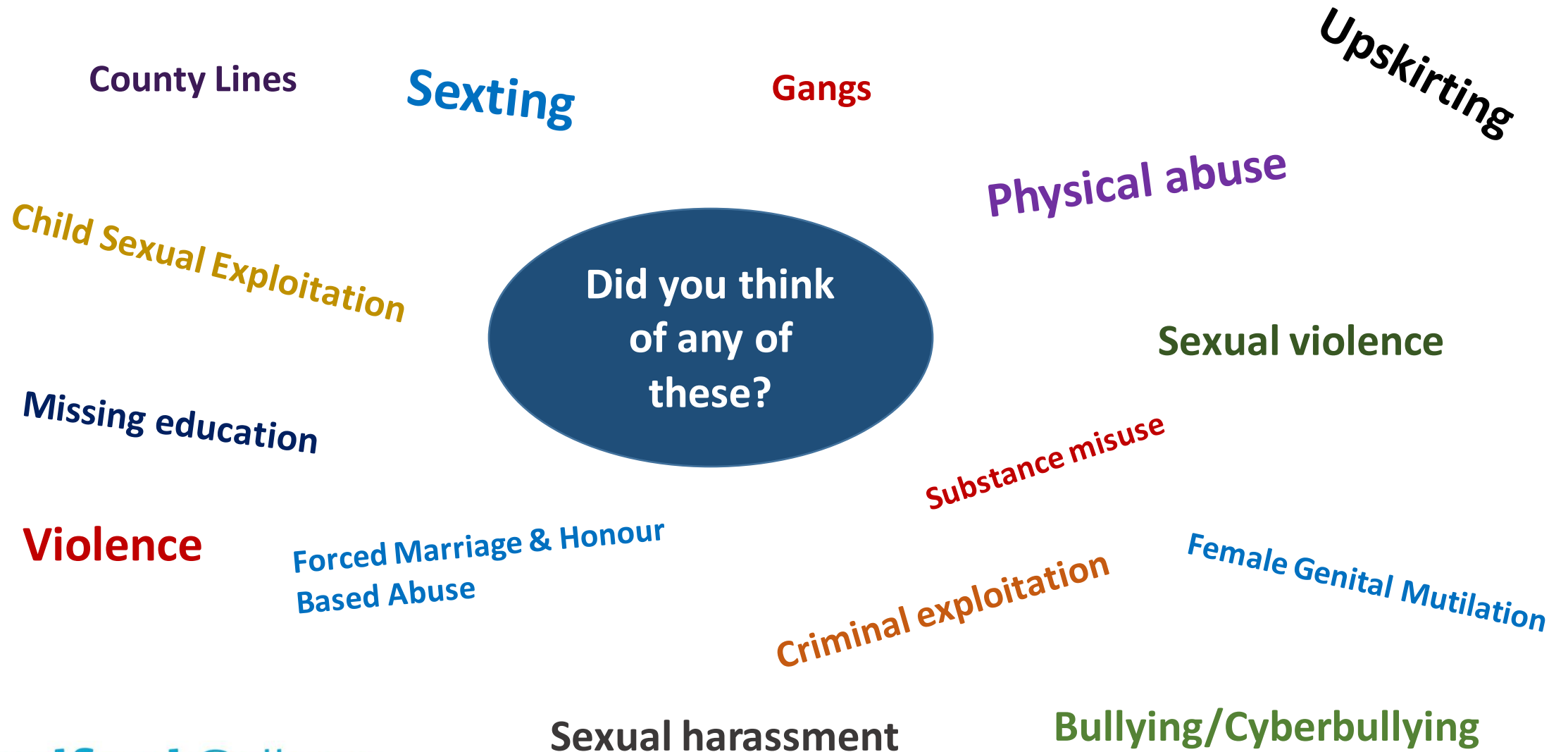


How would you define the term 'safeguarding'?

Safeguarding is a term used to mean measures that:

- ***protect the health, well-being and human rights of individuals,***
- ***allow people — especially children, young people and vulnerable adults — to live free from abuse, harm and neglect.***

What safeguarding issues can you think of? Write them down.





What is sexual harassment?

Sexual harassment is unwanted behaviour of a sexual nature which:

- violates your dignity
- makes you feel intimidated, degraded or humiliated
- creates a hostile or offensive environment
- includes witnessed behaviour

e.g.

- sexual comments/jokes/banter
- being sent sexual images/video/comments
- making sexual gestures
- displaying sexual material
- whistling, catcalling, animal noises
- unwanted touches





definitions

- distributing a private sexual image of someone without their consent and with the intention of causing them distress
- when a person intentionally penetrates the vagina or anus of a person with a part of the body (other than the penis) or another object without their consent. It also includes touching another person sexually without their consent, with a part of the body or an object.
- taking a photograph under someone's clothing without their knowledge with the intention of viewing their genitals or buttocks (clothed or unclothed)
- unwanted conduct of a sexual nature which has the purpose or effect of violating the recipient's dignity or creating an intimidating, hostile, degrading, humiliating or offensive environment.
- someone intentionally exposing their genitals with the intention of someone else seeing them and being alarmed or distressed
- when a person uses their penis without consent to penetrate the vagina, mouth, or anus of another person.

Rape

Sexual harassment

Upskirting

Sexual assault

Indecent exposure

Revenge porn



definitions

- **Revenge porn** - distributing a private sexual image of someone without their consent and with the intention of causing them distress
- **Sexual assault**- when a person intentionally penetrates the vagina or anus of a person with a part of the body (other than the penis) or another object without their consent. It also includes touching another person sexually without their consent, with a part of the body or an object.
- **Upskirting** - taking a photograph under someone's clothing without their knowledge with the intention of viewing their genitals or buttocks (clothed or unclothed)
- **Sexual harassment** - unwanted conduct of a sexual nature which has the purpose or effect of violating the recipient's dignity or creating an intimidating, hostile, degrading, humiliating or offensive environment.
- **Indecent exposure** - someone intentionally exposing their genitals with the intention of someone else seeing them and being alarmed or distressed
- **Rape** - when a person uses their penis without consent to penetrate the vagina, mouth, or anus of another person.

Extension Activity

- Pick 2 safeguarding issues from the previous slide that you do not know much about/ have not heard about before.
- Research what they mean and how you can keep yourself safe from becoming a victim of these

Key points: Safeguarding is...

**...everyone's
responsibility**

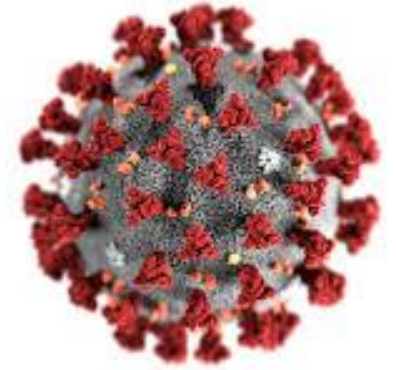
**...protecting
people's health,
wellbeing and
human rights and
enabling them to
live free from harm,
abuse and neglect.**

**...key to high quality
educational
achievement for
college learners and
staff.**

2) Identify how to stay safe online

2) STAYING SAFE ONLINE

- As a result of the global pandemic, everyone is now online more.
- More and more people are studying/ working and socialising online.
- This means our 'risk' increases.
- To protect ourselves and each other, we should find out more about these risks and how to keep ourselves safe.
- We also need to identify where we can get support from if we feel unsafe online.



Risk is the possibility of something bad happening

What are the advantages of the Internet?

* Make some notes about all the good things the internet provides *

Social (gaming, virtual tours, social media etc)

Charity
(campaigns, fundraising)

Friendships

Bradford College

Awareness about global events



Promotion
(business/ new products)

Connectivity

Learning (courses/ new skills)

Help and Support

Find Information

What are the disadvantages of the Internet?

* Make some notes about all the bad things that can happen online*

Grooming

**Poor business
reputation**

**Relationship
issues**

Cyberbullying

**Fraud and
scams**

Bullying

Addiction

Glamourising
drugs and alcohol

Hacking

**Health
issues**

**Security
issues**



Reducing your RISK online

CAUTION



3) Describe what 'cyberbullying' and 'online grooming' mean

3) What is Cyberbullying?

**Write down what you understand by this word.
How is it different to bullying?**

Cyberbullying:

- Bullying that takes place over **digital devices** like mobile phones, computers, and tablets.
- It can occur through SMS, Text, and apps, or online in social media, forums, or gaming where people can view, participate in, or share content.
- Cyberbullying includes sending, posting, or sharing negative, harmful, false, or mean content about someone else.
- It can also be sharing personal or private information about someone to cause embarrassment or humiliation.
- Some cyberbullying crosses the line into **unlawful or criminal behaviour**.

Cyberbullying video

CAUTION

Click Here



3) What is Online Grooming?

Write down what you understand by this word.

Online Grooming

- Online grooming is when someone uses the internet to trick, force or pressure a young person into doing something sexual - like sending a naked video or image of themselves. This is wrong.
- Someone who is grooming others online will sometimes build their trust before talking about doing anything sexual.
- It is not easy to know if someone is trying to groom you, but no matter what is happening, help is available.

Where do you think this can take place? Write down some ideas

- social networking websites
- instant messaging and live streaming apps
- photo sharing apps and sites, like Instagram
- chat rooms
- dating apps
- online gaming sites.

Online Grooming: Video case study

CAUTION

Click Here



4) Identify who you can go to for help and support

When to speak to a college staff member

- If you feel unsafe (on campus or off campus)
- If someone (another student, family, friend or other) has told you they are going to hurt you or someone else
- If someone is bullying you and/or someone else
- If you are not quite sure if something is right or wrong



But who do I turn to?

- The Safeguarding and Wellbeing Team
- College Security Team
- Tutor, Staff Support Worker

basically...

- Every member of Bradford College staff can offer support/guide you to someone who can help/advise or assist

Remember you are not on your own!

Contact us

Take a photograph of this slide or store the contact information in your phone

Tel: 01274 088999 or 07872 052703

Email: safeguarding@bradfordcollege.ac.uk or wellbeing@bradfordcollege.ac.uk

In person:

Main Campus (David Hockney Building, Lister Building and the Advanced Technology Centre)

Location: Second Floor including 2F15, David Hockney Building (DHB)

Opening times: Monday to Friday 8.30am to 4.30pm

Trinity Green Campus

Location: Student Services Office, Success Centre, Ground floor

Opening times: Monday to Friday 8.30am to 4.30pm

Bowling Back Lane Campus

Location: Unit 3, Refectory

Opening Times: Monday to Thursday 8.30am to 4.30pm

But...what if I feel unsafe outside of college?

- Often when people panic they remember the 999 number and call it.
- This service an **EMERGENCY** service available 24/7 365 days a year to help you.
- However, if it's identified as being a non-emergency then you may have to wait for another operator by dialling **101**

The 999 lines cannot be misused as they could be needed for a life or death emergency.

Advice for calling 999

- call when it's an emergency
- a crime is in progress
- someone suspected of a crime is nearby
- when there is danger to life
- when violence is being used or threatened



Non-emergency support or advice from the Police – 101 Service

When to dial 101

- If you don't need an emergency response, then you should call 101 or use their online reporting form on their website.
- This could be to report a crime or to seek advice, for example your car has been stolen, your property has been damaged or you suspect drug use or dealing in your neighbourhood.



What other services are available to help me with a safeguarding issue?

childline

ONLINE, ON THE PHONE, ANYTIME



KARMA NIRVANA

Supporting victims of honour-based abuse and forced marriage



VICTIM SUPPORT



STAYING PUT

Domestic & Sexual Abuse Support Services

RAILWAY
children

Fighting for street children



**WEST YORKSHIRE
POLICE**

Online Safety Support



internet
matters.org



NSPCC



GOV.UK

Extension Activity

- Select two organisations from the previous two slides.
 1. Pick one piece of advice from each that you could start using now to keep you safe?
 2. What advice would you give to a younger brother/ sister/ family friend?

In this session you have:

1. Defined safeguarding and identified some safeguarding issues ✓
2. Identified how to stay safe on social media ✓
3. Described what 'cyberbullying' and 'online grooming' mean ✓
4. Identified who you can go to for help and support ✓



**ALMOST
DONE!**

To finish this module please complete the short quiz on Moodle