



Welcome To Art and Design Induction 2022

Stop 1: My Course



By the end of this induction session we will have discussed:

- **Facilities:** The campus/ building you are based in
- **Course:** The qualification you are working towards, modules, mode of study, tutorial (both 1-2-1 and group), group contract
- **Additional Information:** Library Services, ALS, Enrichment
- **Work Experience:** Mandatory requirements and benefits
- **Health and Safety:** Course specific and general college
- **Learning Materials:** all you need for your course
- **Attendance:** Reporting procedures and attendance requirements
- **Student Voice:** Course reps and SU

Campus Tour



Take a look around our fantastic buildings and campus!



Advanced Technology Centre




Bowling Back Lane



David Hockney Building



Lister Building



Trinity Green

Insert Course Title & Level

You will be enrolled on one of the following courses

UAL Level 2 Diploma in Art and Design

UAL Level 3 Diploma in Creative Practice: Art, Design and Communication

UAL Level 3 Extended Diploma in Creative Practice: Art, Design and Communication

Access to HE Art and Design



Your Teaching Team

Head of Department:

Leanne Burnley

Curriculum Manager:

Lisa Edwards

Course Leader/ Tutors:

Level 2- Hannah Ferreira Allen

Level 3- Mike Tipping

Level 3 Ext- Lora Nevison

Access to HE- Rich Jones

Assessments

- All UAL courses are assessed with a number of formative units (at Pass/Fail grading) and a culminative summative unit at the end of each year. We call this the Final Major Project (FMP)
- You will receive feedback throughout your projects in verbal and written tutorials and in peer feedback opportunities. This is called formative feedback and is an ongoing process.
- You will also receive 'Summative' feedback which is written and based on the work produced in a project you have submitted.

Maths & English

- If you have not gained a 4 in English or Maths you will need to attend English and/or maths sessions and re take your exams in accordance with resits and summer exams.
- You will be required to work in your own time on programmes such as Century tech to ensure you have a greater chance of success in your exams.
- It is really important for your future to have GCSE 'pass' grades in English and Maths. This is a Government Requirement and will affect your career chances even if you are not going to pursue a career in the creative industries.


Attendance

If you are not going to be attending a session you must inform your tutor for that session before the session begins.

Why is attending all lessons, on time, important to learning and success?



17 missed college days a year is equivalent to a GCSE grade DROP in achievement (DfES)



Improving your attendance means improving what you can achieve




Better achievement means better opportunities/ job prospects

Attendance & Timekeeping Targets

Whether you are learning in a classroom or online, aim to attend 100% of lessons, on time.

Being absent or late means:

- Missing out on valuable information
- Disrupting the learning of others
- Not forming the good habits that will help you get a job and keep it
- Risking your place on your course



What might happen as a result of poor attendance?

- ❗ • Persistent absence will not be ignored, tutors will take action.
- ☹️ • Poor attendance may affect your chances of coming back next year.
- 🚫💰 • Bursary and bus pass entitlement is dependent on good attendance
- ⬇️💰 • You risk delaying your progression in to the career of your choice
- 👤❗ • You will fall behind with your work.
- 👤💻 • Your grades will be impacted.



Group Tutorials

The college is committed to developing students, not just to attain the qualifications, but also to support you in all areas of life. Throughout your time at college you will take part in various workshops to help you manage other parts of life.


These include:

- Safeguarding, Health & Wellbeing (including online safety)
- UNITED Values, Behaviour & Prevent
- Equality, Diversity & Inclusion
- Healthy Relationships & Sexual Health
- Democratic Engagement



Individual Tutorials

You will have up to 6 one- to- one tutorials with your personal tutor/ tutorial staff.



These will include discussions about your:

- Targets for the year (grades/ attendance/ skills/ work experience)
- Support needs
- Progress against your targets throughout the year

Work Experience & Industry Placements

REQUIREMENTS

- **In Art and Design subjects we use Live Projects and work with industry specialists to support our Work Experience hours**
- All Level 2 students will complete a minimum of 30 hours work experience
- All Level 3 students will complete a minimum of 60 hours work experience or between 120 and 315 hours Industry Placement dependent on course requirements

BENEFITS

- Work with local and regional industry leading organisations
- An insight into the world of work implementing your skills and knowledge
- Help prepare yourself for the next step in Education or Employment
- Enhance your employability skills and build your CV
- Help build and develop your confidence

Kit, Uniform & Learning Materials Requirements

- Sketchbooks
- Basic Art Materials- Pencils, Sharpener, Eraser, Pencils etc


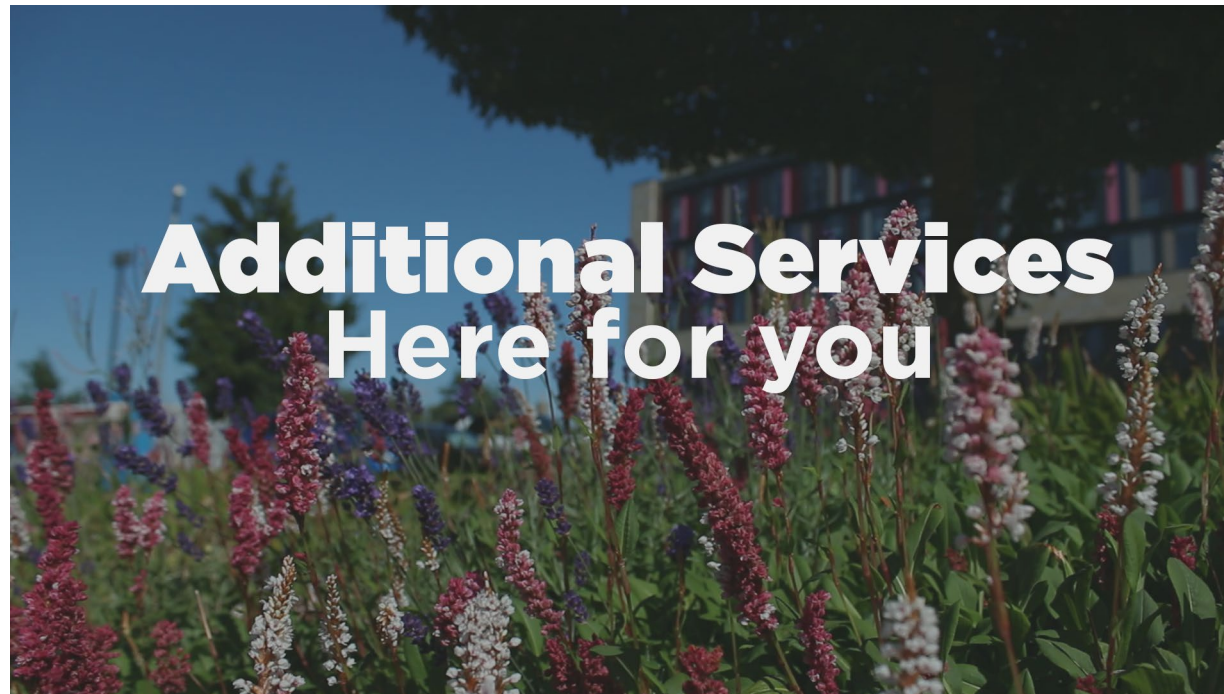


College Email and IT Systems

Activity – Let's access your college email and IT systems

1. **Wifi** – Instructions to access college wifi can be found at; <https://learningresources.bradfordcollege.ac.uk/it-services/connecting-to-wifi/>
2. **Student Email** – You can access your student email account at; <https://outlook.com/bradfordcollege.ac.uk> , you will find login instructions on online at; <https://www.bradfordcollege.ac.uk/support/students/it-support/college-email-and-it-systems/>
3. **Student Portal** - This is where you can access your timetable, update personal details and apply for a student bursary etc. To registers/access your student portal visit; <https://learnerportal.bradfordcollege.ac.uk/>
4. **Moodle** – Moodle is the college's Virtual Learning Environment (VLE) and can be accessed here; <https://moodle.bradfordcollege.ac.uk/> (you will need
5. **Microsoft Teams** – Your tutor will explain how to download and access this.

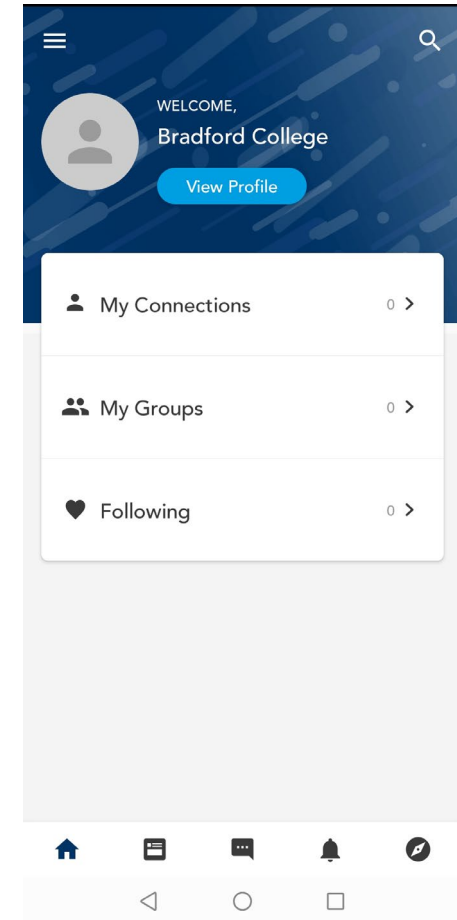
Library & Additional Learning Services



My Bradford App

The My Bradford App allows students to:

- Have access to their timetables
- Be able to communicate with key staff
- Be part of groups to connect with staff and students
- Receive information about upcoming events and activities across the college
- Receive key messages from the college



Health & Safety

- We are responsible for keeping ourselves and others safe.
- Opening Procedures
- Testing
- First Aid
- Fire Evacuation (including Personal Evacuation Plans)
- Spills/ Trips Hazards
- Self- Care
- Lanyards
- Covid-19



Enrichment at Bradford College

Enrichment covers a broad range of activities and events that you can get involved in to build your skills and enhance your CV. This will increase your chances of getting the job you want. These activities range from; sports, volunteering and fundraising, self defence and arts and crafts to name just a few....

Some enrichment is provided by teaching staff (Speak to Lisa Edwards for more information) and other activities are provided by a central team called the **Personal Development Team**.

If you participate in enough activities across the year you may be nominated for a student award to recognise your participation!



Bradford College Students' Union



Bradford College is proud to have an independent and active Students' Union which you are automatically a member of once you have enrolled.

The Students' Union exists to make the lives of Bradford College students' better.

One of the key ways we work to do this is to ensure that your **voice is heard** on your course.



Student Voice: Your Voice Matters

- The Student Voice is about listening to the views and opinions of students (with the help of course reps) to make positive changes to the learning experience of everyone
- It is your education and you have the power to influence college decision making so that you can be satisfied with your course and your learning
- There are a number of ways you can use your voice to make positive changes at Bradford College.



Become a course rep



Complete student surveys



Submit feedback through the SU website



Email us


Change Starts with 



Visit the SU office



Give feedback to your course rep



Take part in Student Parliaments



Speak to your SU officers

Bradford College Students' Union



Want to contribute to the decisions affecting your college experience?

Course Rep and **Officer elections** will take place soon.

Register with the Students' Union to find out about how to get involved and have access to a range of activities and clubs:

<https://www.bradfordcollegesu.co.uk/>

Or email: s.union@bradfordcollege.ac.uk



Your invite to Freshers 2022



Tuesday 20th and Wednesday 21st September in the David Hockney Building

Next Stop – My College

