



LEVEL 3 EXTENDED DIPLOMA – MEDIA MAKEUP & SFX

Jessica Gascoigne

Project 2-per pairing for progression

Task

To prepare you through the process of research dialogue reflection and evolution to identify and prepare for specific higher education or apartment progression routes appropriate to your skills. The unit will enable you to demonstrate the practical intellectual and communication skills necessary for this progression

Dates for practical deadlines
Scrapbook- 9/12

Matrix-

Context

Research

Planning and production

Practical skills

Evaluation and reflection

Presentaton



Logo and business card



- Having a logo and business card will help me extend my business and attract clients. It also helps on my social media platforms to promote myself and the business. Having a business card will help so that people know how to contact me

Cv, cover letter and portfolio



JESSICA GASCOIGNE
Makeup designer

07470244610

jgascoigne55@gmail.com

BD175QU

About Me.

I am a student studying at Bradford college in media makeup and Sfx. I have always loved makeup and always wanted to make it a career. I am on this path that will get me many opportunities in life and will hopefully take me far as this is my passion in life

Work Experience.

Working for myself
continuing to build a business

- keeping kit clean and everything in order
- making sure I'm always organized when having a client
- preparing and researching for having a client

Bradford college fashion show
Makeup fashion 2021

- Working with the students to create a look that was ready for the photo shoot
- talking to photographers now about how I wanted them to look at
- making my kit look professional and clean

Deer shed festival - June 2022
•glitter tent
•communicating skills
•giving the client what glitter design they required

Bradford college plays
working with other students to create looks that would suit their character


Education.

Bradford college
Level 3 diploma. 2021-2022

Bradford college
extended diploma 2022- present

Reference.

Prep work	hair skills
body paint	curling
glam looks	straightening
wedding	pin ups



JESSICA GASCOIGNE
makeup designer

07470244610

jgascoigne55@gmail.com

BD175QU

Cover Letter.

To: Bradford college, media makeup team.

Date: 1st November

Dear, Lisa Dawkins

I am writing in order for you to look over my cv and consider me to work alongside you and your team.

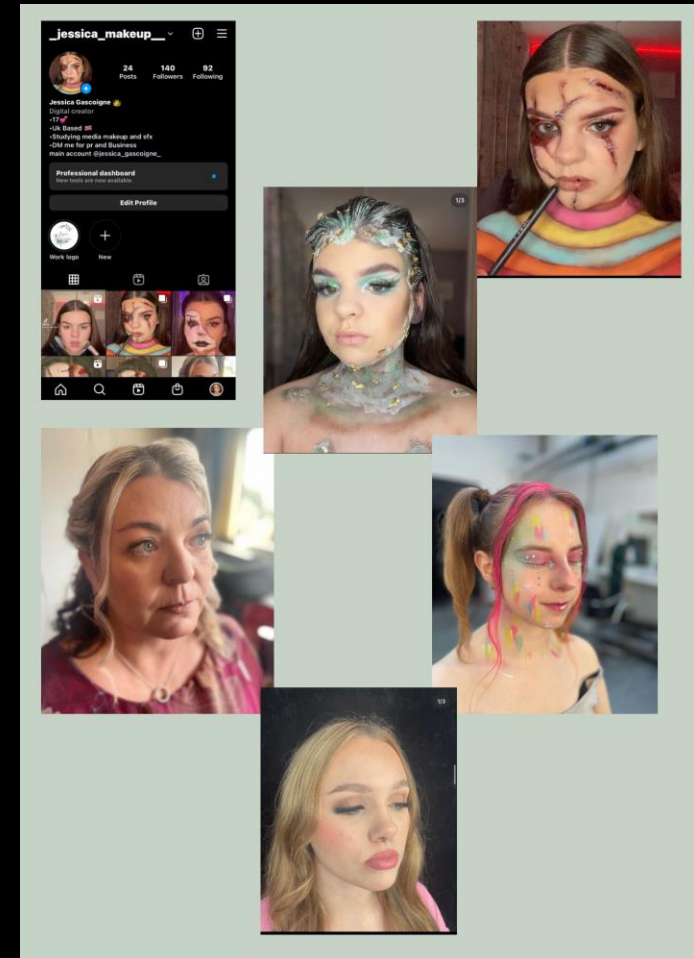
I am working on a new project, where I have to build my portfolio up by working out in the industry. there are two weeks throughout November that I am required to do my work experience, and I hope that you could just take one day to come along with you to a job and help out with you.

for my career I'm looking into going into, bridal and glam making.
I believe if I got the opportunity to work with you, I would learn a lot about the industry and how it works. gain new skills and pick up other sorts of talents.

- level 3 diploma, in media makeup and sfx.
- collaborations with other students around my college (photography students, performing arts and fashion)
- I also do jobs for family and friends, when they are going to events.

I hope you get a chance to read this and consider me for work experience. I think it would further my career in the industry.

Jessica Gascoigne
Jessica Gascoigne



HOW TO WRITE A CV

-

What information should I include on my CV?

- CVs should never be completely formulaic, but there are a few things they should always contain:

- **1. Personal details:**

- It may sound obvious, but you'd be surprised how many people forget to include their name, email, contact phone number and address. To avoid any awkward moments, make sure these are clearly presented at the top of your CV. 'Curriculum Vitae' is an unnecessary title – your name is not.

- **2. Personal statement**

- As it's the first thing that's shown on your CV, a [personal statement](#) is an essential part of standing out from the crowd. It explains who you are, what you're offering, and what you're looking for. Aim to prove why you're suitable in one short and succinct paragraph.

- **3. Work experience:**

- This section should include all of your relevant [work experience](#), listed with the most recent first. Include your job title, the name of the organisation, time in post, and your key responsibilities.

- **4. Achievements:**

- This is your chance to show *how* your previous experience has given you the skills needed to make you a suitable candidate. List all of your relevant skills and achievements (backing them up with examples), and make it clear how you would apply these to the new role.

- **5. Education:**

- Your educational experience and achievements should be listed here, along with dates, the type of qualification and/or the grade you achieved – although the specific [parts of education that you include in your CV](#) will depend on your individual situation. For example, if you have more educational achievements than work experience, placing an emphasis on this section is a good idea.

- **6. Hobbies and interests:**

- You don't always need to [include hobbies and interests in your CV](#), but mentioning relevant ones could back up your skills and help you to stand out from the crowd – not to mention give you something to talk about at an interview. Just don't say you enjoy [socialising with friends](#) just for the sake of including something. If it's not going to add value, leave it out.

-
- Any extra information, such as reasons for a [career change](#) or reasons for [gaps in career history](#) should also be included as required.

Cv link

- The information above about how to write a cv is 6 basics steps I use to write mine. As when it came to writing it I was lost with what to do. It gave me all the write information I needed to start and Compleat it
 - [How to: Write a CV | reed.co.uk](https://www.reed.co.uk/careers/advice/how-to-write-a-cv/)
 - This link is where I got the information to write my cv
-

Cv, cover letter and portfolio

- Having these thing will help me get work with Companies.
 - This will help me Expand my work experience and portfolio work
 - this helps get into the new industry and show off my skills and the work and how ready I am to move forward in my career
-

Work experience

I took a day to do work experience with one of my tutors and the wedding. I was very nervous I'm going to start the wedding make up for one of the people in bridal party. I got in there and set up my station with my kit ready to go and dive straight in to doing a soft copper look on the bride's mother. It was very nervous As obviously this is someone's day and you do not want to do anything to ruin it. Doing the make-up film confidence and afterwards I was very proud of how to look came out. Having my tutor there to guide me through the process made it a lot easier and less nerve racking. Afterwards my tutor said she was very proud of me for how it turned out and said it was really good this fills me with much confidence as knowing that I can impact on someone's life like that.

- For the bridal make up I created a soft bronzy I look with a flawless Dewey skin that was also Matt to make the client happy. I did this by doing a soft skin but then powdering areas, so it wasn't as Julie for the client. For the eyes I went in with ground in deep coppers and the black liner with eyeshadow to give me definition it's needed. When working on Mature skin it's well to prep the skin first with a good moisturiser and then make sure you apply the make up, so it looks more appropriate for the client as you don't always want to do something too heavy.



Bridal research


- The research I have done for this project is looking at different salons around the Uk, to see the different prices of this and how much they charge.
 - You get many different prices everywhere you go, some being more expensive than others.
 - You find that the most expensive ones offer a bigger package , in what they would do for the client
 - When looking into bridal and being self-employed it's a lot of work and contains a lot of time and money. #
 - You always need to make sure you have the time and it's not a big rush, as you wouldn't want to spoil some's special day by being in a rush.
 - Transport is a big thing; you need to always make sure you can get there on time a safe with your kit. As it is a vital part of the work.
 - Having a makeup kit that is full of everything you need and everything that's going to work for the client is one of the most importin things you can have. You don't want to be working on a brida and everything go wrong.
-

By Jodie hair and makeup

- HAIR & MAKEUP PRICES (WITH 1 ARTIST)
- Includes:
- Bridal Hair & Makeup trial
- Makeup and Hair for you on your wedding day
- Any individual cluster and full strip lashes used included in package
- Veil pinning and instruction for easy removal if needed
- Complimentary glitter and gloss application for the flower girls

- Bridal Creative Director from £375
- Bridal Designer from £325
- Artist Team Member from £305
- Extra people for both hair and makeup from £95
- Hair or makeup only also available from £50
- Flower girl hair from £20

Jodie hair and makeup is a cheaper salon that has resemble prices for clients to choses from.



Wham wedding hair and makeup artist

- Bridal Trial
- £ 120
- Additional Party Member Trial
- £ 65
- Bridal Hair and Make Up Styling
- £ 250
- Bridal Hair Styling
- £ 200
- Bridal Make Up
- £ 180
- Additional Party Member Hair and Make Up
- £ 85
- Additional Party Member Hair
- £ 65
- Additional Party Member Make Up
- £ 60
- Flower Girls (from)
- £ 30

- We offer a range of boutique services to enhance your special day. We do always try to assign an artist as near to your wedding venue as possible. Feel free to get in touch to discuss how WHAM Artists could be a part of your wedding day, or if you simply want us to save the date! We are the leading wedding hair and makeup specialists with a.
- This salon is a great place as it has balanced prices that are grate for anyone. Most brides will be planning on a Bugti and will just forget about makeup so having a cheap makeup arts is good, as you can help them feel beautiful on their special day



College open day –work Experian's

- Bradford college was having an open day on 12/11/22 and they needed to have some MUA to come in and do makeup whilst pretecal students were walking around and seeing how the college dose things and what it's like being part of Bradford schools of arts.
 - I came in on this and brought a modal with me and sat in the studio doing a glam makeup as people walked around looking. Every now and again I would have some come up to me and ask about the course and what we do on it.
-

Christmas Carol show-work experience

For a college project I helped to create a character for the Christmas Carol. My model was playing a child in the Scrooge performance.

For this look I started with skin prep to make the makeup stick well to the skin and so that it would look nicer on the skin when on stage. I then went in with some concealer to cover any redness.

All I did after that was apply blush in heavy amounts and because it's stage makeup it needs to be heavy to see from a far.

I took a dark brown eyeshadow and just ran it through the brows to make them stand out more.

To finish the look off I just took a lip liner and added to deep freckles onto his face.

Overall doing this was quite easy as there wasn't much to do, and it went quickly. My model was lovely so that always helps with things.



Modeling for the Yasmin Heinz event – work experience

- This day I was asked to be a model for one of the degree students. It was an opportunity that I took because even though I wasn't paying for her to teach me I was still part of it and learnt many things .
 - It was an amazing opportunity for her to even come is. She is well known for doing London fashion week and working with famous modals
 - About Yasmin and her Carriera
 - YASMIN HEINZ is one of the world's most in-demand **makeup artists**. During her career she has worked with designers such as Chanel, Dior, Thierry Mugler, Jean Paul Gaultier, and Sonia Rykiel; magazines like Elle, Harper's BAZAAR, Vanity Fair, and Vogue; and with celebrities from all walks of life.
-

Work Experience contact

Work Esperance

Beauty boutique

1st Johns Court, Baildon BD17 7JT

Tell number- 00127457775

On the lash

69 Baildon Shipley bridge, BD17 7EP

Tell number- 0752472229

Email- onthelashtraining@gmail.com

H beauty

25A Northgate Baildon, Shipley, BD17 6J7

Tell number- 01274580329

Email- hbeauty580329@gmail.com

Mirror Mirror on the wall

19B Northgate, Shipley BD17 6JZ

Tell number 07754903118

@mirrormirrorbaildon.co.uk

Angela lotus

Fashion studio

Lisa Dawkins

Media makeup studio

Personal statement

Personal statement

Many young people are becoming more interested in the makeup and fashion industry, it is part of most people's day-to-day life and not everyone will know that because not everyone will notice or take notice of it. It is in things that everyone watches on a day-to-day basis from movies and tv show to Advertising. We see these things almost every day and I would love to one day be a part of that.

My interest in this area started whilst I was in secondary School, where I took up make up as a hobby. I started out as a beginner but over time I grew and gained confidence in my own ability.

Whilst growing up my favorite part of the week was a Saturday when I could spend my day doing makeup, and it would find myself absorbed in this activity. Since then, it has been my dream to be part of that industry and it is my main goal and focus, this led me to studying at Bradford college on a level 3 Extended in Media Makeup and SFX. This course has been a great thing as it has brought me out of my comfort zone when working with people, it made my designs stronger, and my passion is bigger for it. I have always been more into the creative and soft side of the looks, from body painting, soft glam and natural looks to working creatively with colour. I have particularly enjoyed designing and applying wedding makeup. I also enjoy the planning element, I like to explore images, design face charts and make notes on the process. I have been creating more creative work during my time at college and I now step out of my comfort zone.

I have taken inspiration from many movies and even nature when creating looks, from Chucky, to the joker to getting outside and creating from nature. I've had many different eyes that have shown colour and creativity. I also have experience within SFX, and this will help me to be adaptable and more employable for the future.

My passion for makeup has taken me around different departments in college such as fashion, performing arts and even working with photography students to develop pictures to be placed on our portfolio. The photos that I use in my portfolio will further help me in my career, by showing off my skills set and the work that I have created before.

I would like my career to further develop within bridal and glam going out makeup. This kind of makeup is what I enjoy and excel. I have many people I admire to aspire to be like within the makeup industry, due to both their talent and success. These women I have found via social media platforms they are, @glambysuzie, @sydney purl and @cariadryan. I have followed these artists for a long time, and they inspire me to carry on and go further.

I now feel ready to take on further challenges and skills development by moving into higher education.

How to write a personal statement

1. Why have you chosen this course?
2. What excites you about the subject?
3. Is my previous or current study relevant to the course?
4. Have you got any work experience that might help you?
5. What life experiences have you had that you could talk about?
6. What achievements are you proud of?
7. What skills do you have that make you perfect for the course?
8. What plans and ambitions do you have for your future career?

Here is a few tips that I took when planning to write my personal statement. They helped me guide it and know what to write, so that it would be more existing to read and not just boring.

Name: Jessica Gascoigne

Business name: Jessica Gascoigne makeup designer

Who owns it: I own the business with support from my family

Address; 6 Vally view Baidon BD175QU

Tell number : 07470244610

Email: jgascoigne55@gmail.com

My business that I am creating is a self-employed makeup arts. Where clients can come to me and feel like they can be comfortable to sit and allow me to do their makeup. for my business I would also like to learn a new skill so when I don't have makeup clients I am still getting income through.

What sets me apart from others is that I'm a warm and welcoming person that would allow any client to come to me and feel comfortable around me and in my studio. Another thing that sets me apart is that my prices won't be high as I like it to be assessable to a lot of people.

To market my plat form and business there are a number of different way I have chosen do it

-social media (Instagram, Facebook)

-business cards

- talking to people to get the word out

My business will be from home in a spare room that I will create a studio place that I will do the clients makeup. I will crate the business with a lot of help from family and friend to spread the word and finically support until the business will get started.

The service that I will be providing is a make up in all forms, from glam to going out makeup. I am able to crate most look as long as I have an idea of what it is before.

My business can help people with their confidence and to feel good about them selves. This gives people the confidence they may not have.

My business is run by me but it is supported by family .

I have a level 3 in media makeup and sfx

My work experience is

- Theatre plays

- Deer shed glitter tent
- I have done a few makeups for weddings
- Fashion shoots

I will target my customers by putting my business out on social media, and thy can contact me through there. So, then they can see previse work I have done and get an idea of work I do and what they like.

I have many previse customers, and they have all been satisfied with the work I done and come back many of times weathers its with hair or makeup.

I have noticed people offer to the younger generate with the full glam looks that people offer. And that they mainly target them throughout social media as a lot of the younger generation use it.

I don't feel like you should compete against any business as you are your own person and your own artist. You may offer the same things but everyone doses it in their own ways and some may be different or simmer but you are your own artist at the end of the day.

When I have done previse clients they like the way I listen to what they want and if they change there mind I have no problem changing what they want.

With my serves people feel like they can trust me in what I'm doing and have faith in me witch just shows to myself that people like what I do that why they trust me.

My service will impact on somebody's life by giving them the confidence they may not, and it will help them feel good in themselves if they struggle with that. It can also help people who don't know what there doing when it comes to makeup and they have somewhere to go and want makeup on, I can go step by step with them and show them through the proses to one day help them with applying it.

I am in the middle of producing business card so that will help me promote myself.

Instagram- ~~jesscica_gascoigne~~

Facebook- Jessica Gascoigne

TikTok ~~jessicagascoigne1~~

I have chosen to promote myself throughout these plat form as they open up to everyone, and it a way to make videos to show what I'm doing. Its an easier place to promote myself.

How to apply for ucas

- [Learn all about filling in your UCAS application for uni](#)
 - This link goes through all the steps on how to apply for ucas and helps you understand what you're doing when applying.
 - There are 8 basic steps, and it goes through them one by one.
-