


# INSPIRATION

My main inspiration for this look was the picture to the right →  
I love the image and specifically the eyes I think the shape is beautiful and think in a brighter colour would look stunning I like how everything looks lifted and snatched and I really want to try create a look similar to see if I can achieve a image similar, as it would be a great first drag look to test my skills I feel like.




# PIAN

My plan for this look is to make a really over exaggerated drag look suitable for theatre, meaning heavy highlights and contour so all my work can be seen from a distance. I think for the eyes im going to do a green gradient keeping the shape very high and elongated for that lifted effect. Then for the brows im thinking of keeping them skinny so it won't take away from the popping eyeshadow ill create.










# ABOUT DRAG:



# JAMES ADISAI

James Adisai has been working for professional shows and being in the makeup industry for a long while, so drag makeup is one of his core skills. A good makeup artist can enhance everyone's look. Drag makeup requires specialised products and techniques. This makeup artist offers his services depending on what look you are looking for. He can do a mainstream drag look, more feminine or a safe drag look all for a price of course. The makeup looks he create claim to be long lasting cover makeup which is sweat and heat resistant.

Whats included in this service?

- 1 pair of upper false lashes.
- 1 pair of lower false lashes
- A touch up lip kit.

Price: £100 at James Adisai Studio

Approximately 1.5 hours service.

Extra fee is required for home/hotel visit

Extra fee vary according to the location.



Drag began out of necessity, although that's not to say participants didn't enjoy it. When Shakespearean Theatre was shiny and new in the late 16<sup>th</sup> and early 17<sup>th</sup> centuries. The stage wasn't just a place of entertainment. It had strong links to the church with that came rules that only men could tread the "boards". In the play a few featured roles were female, then it was up to a couple of the men in the cast to dress up as the opposite sex so the story didn't suffer. And hence the word "drag" as their dresses or petticoats were 'dragged' on the floor boards.

It soon became a way for men (often gay men, although plenty of heterosexual men wear drag as well) to express a different side of themselves. Over exaggerating feminine looks, style and body language to create a persona. As RuPaul himself says, there is more drag to than impersonating a woman: "I don't dress like a woman, I dress like a drag queen!"



# THEATRE

Theatre is a collaborative form of performing art that uses live performance, usually actors or actresses, to present the experience of a real or imagined event before a live audience in a specific place, often a stage.

The first plays were performed in the Theatre of Dionysus, built in the shadow of Acropolis in Athens at the beginning of the 5th century.


And as theatre can be quite large, the stage can be far away which is why bold bright makeup would really be used so it can be seen on stage, a good example is the lost image ↑.



# MAKEUP ARTISTS

For the Scottish Ballets upcoming run of Swan Lake, Nails UK makeup Ambassador Andrew Gallimore worked with choreographer David Dawson to devise the official makeup for characters Odette and Odile the good and evil swans. Andrew got into makeup around 17 when studying fire art at Manchester and he loved painting from a young age and it slowly progressed to painting people's faces.

~~Karen Dawson~~ Andrew isn't a casual makeup artist he refers to his work as "a version of a twisted fairytale" as he doesn't stick to the rules. [Stylestory.net](http://Stylestory.net)



# Theatre Productions



The Wizard of Oz I feel like would be a very special effects based theatre production as it involves prosthetics possibly (for witch) and face paints, which is nice and bold for theatre. The Wizard of Oz is also a very well known theatre piece as it has been shown all around the country from London to the Alhambra in Bradford.



The Lion King is a very colourful, bold theatre piece as it is all about bringing animals to life through makeup and performance. Therefore the Lion King is once again great for theatre as it is amazing from a distance as bold paints are used.



Hairspray seems to be very full coverage makeup suitable for theatre so it would include a matte base and all the features and style created would be in a 1960's way to portray the characters to suit the production.



Jamie is a more recently made theatre performance made in 2010. It has a lot of bold drag makeup which is perfect for theatre as it is great to look at from a distance.



# FINAL LOOK 6

MODEL:  
DYIAN ROBERTS

**METHOD:** To do this look I started by getting my models hair out of his face with a headband and then went on with skin prep.

I cleansed the face and went in with a moisturiser and a pore filling primer to create a smooth base. To start the makeup I

first blocked out the eyebrows with a glue stick and some setting powder to get a blank canvas for the makeup. I used a colour corrector

to remove the blue black tones from the eyebrows so when I use foundation you won't be able to see where the brow used to be. Next I

used a full coverage foundation and concealer to get a perfect flawless base. Then to add life back into the skin I used a cream

contour to chizzel the face and used blush near the temples to help lift the face. I then

set the face with a translucent powder and the corresponding coloured powders to add more pigment (bronzer, blush). For the eyes I started with

the brows so I could make it even as possible then for the eyeshadow I started with a light

green to make the initial shape (cat eye, winged out) I slowly added depth with darker colours blending between each. I finished off with some lashes and a lip to match the shade of blush.



# REFLECTIONS

**WHAT WENT WELL:** For my first time doing drag I think it went quite well. The eyes are definitely the statement piece since they're so bold and bright. I think the shape complements the model's features and think it works so well. I can definitely tell it's drag since it has the elements used by actual drag queens, I tried to use the same techniques so I could do it as best as I could. And although I did this look at home I still think the photos came out great since I used a camera and correct lighting.

**HOW TO IMPROVE NEXT TIME:** Next time I would definitely add more depth to the face (contour) since it is for theatre and would need to be seen from a distance. I would also get accessories and be more prepared for example I would get a wig and a change of clothes to make the overall image a whole look rather than just a face. I think in industry it would only just pass so I would definitely add more so it could fully pass on something like RuPaul's

## PRODUCTS USED:

- embrylisse moisturiser
- smashbox pore primer
- illamasque foundation
- nars concealer
- huda cream bronzer
- mitchell blush (shy boy)
- RMA translucent powder
- Tarte contour
- james charles eyeshadow
- doll beauty lashes
- mac lip liner (whore)