

# INSTA GLAM:

(look 2)

For my second makeup look, I'll be recreating one of my own looks I posted on Instagram. I'll be creating a cut crease focused eye makeup look with fresh glowy skin a slick back half up half down hairstyle.

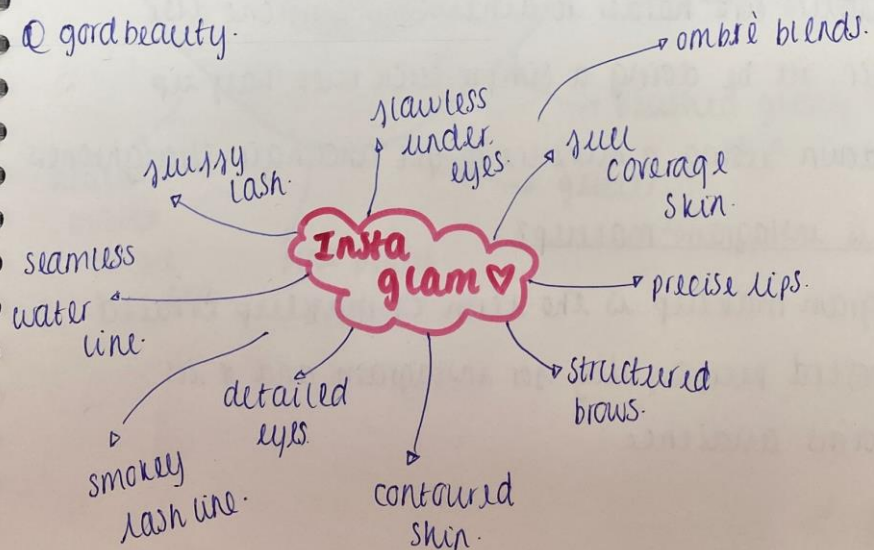
## Research:

For this look, as it's a recreation, I only researched a few Instagram makeup artists including:

@paytonsmakeup.

@leximaymia.

@gordbeauty.



# INSPO:





To achieve this look, I used a mix of different techniques including 50/50 blending for the eyeshadow.

Free hand work, cutting the crease and applying glitter / pearls. I chose to recreate an old look because these techniques are harder to achieve on someone else.

For hair, I'll be doing a simple slick back half up half down using a mixture of gel and hair straighteners.

## What is Instagram makeup?

Instagram makeup is the term of makeup created and posted purposefully for Instagram and its platforms audience.



# SELF REFLECTION:



Following on from my last self reflection, I took these pictures with a photographer instead of using my phone and the difference in quality is much better and makes the pictures look more crisp and aesthetics.



## product list:

- simple moisturiser - £6.
- hydrating mist - £4.
- eye base - £10.
- eyeshadow palette - £21.
- lashes - £6.
- glitter - £7.
- pearls - £4.
- hair gel - £3.
- taming brush - £8.