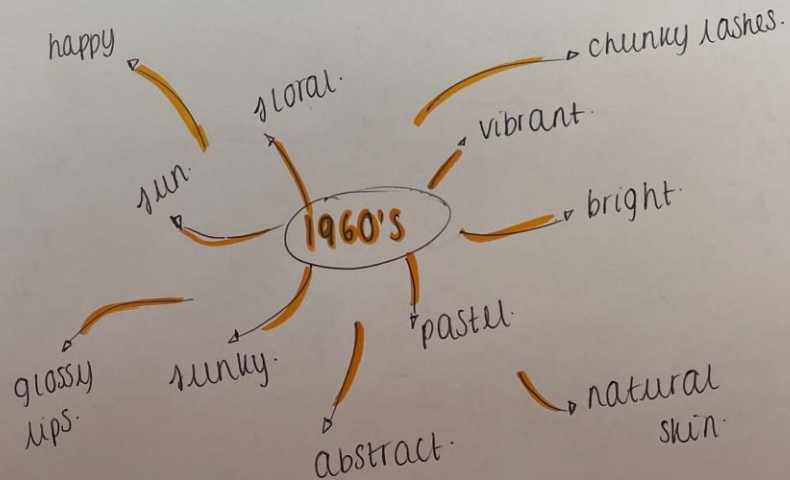


1960'S TWIGGY INSPIRED:

(100k 7)

For my final look I'll be creating a 1960's inspired makeup look mainly inspired by Twiggy. I'll be creating a more modern version with liner and a pink lid. 1960's makeup consisted of 'baby doll' eyes to make the eyes seem more bold. The colour palette also consisted of pastel eye shadow, black crease shadow with heavy lashes and blushed skin. By the late 60's, early 70's, makeup turned into a softer more serene vibe.





Inspiration - Twiggy:



Dame Lesley Lawson is an English model, actress, singer and became famous during the 1960's in London. Twiggy was originally known for her thin build, short hair and doll eyes. In 1966, she became the "face of the year" by the UK. By 1967, she ~~became~~ had modelled in France, Japan and the US and had landed the cover of Vogue and Tatler. Her distinct lower lashes and fresh skin was revealed that she always did her own makeup for shoots. Since Twiggy, a lot of other makeup artists have revealed how to recreate her famous tips including Charlotte Tilbury.

(1960's)
Face Chart



Self Reflections:

For my final 1960's look, I've created a pink and black inner eye look paired with fresh, healthy skin and a dark nude, glossy lip. From this look, I enjoyed creating something bright and colourful while also fitting a time era.

If I was to do this makeup look again I would create some bouncy curls and back combed the root of the hair for the full 1960's vibe.

