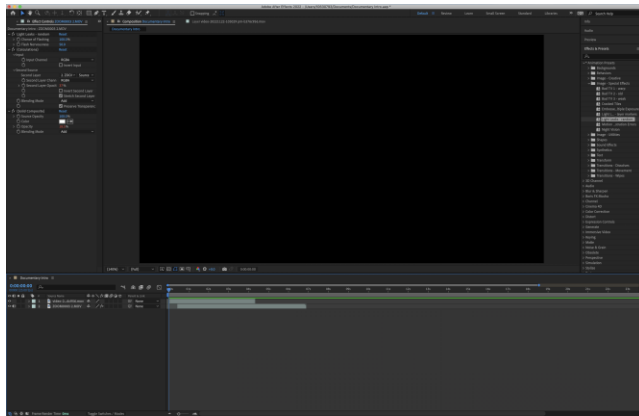
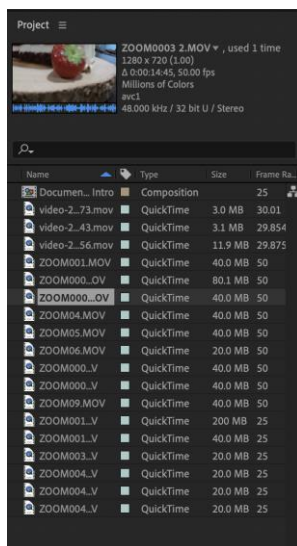


## FOOD DOCUMENTARY

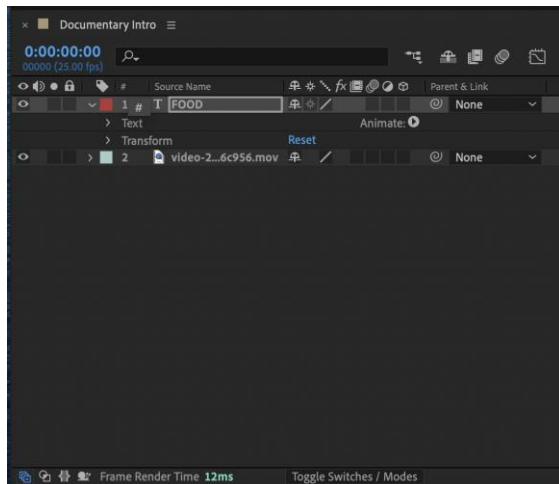
### Intro Edit - Evidence



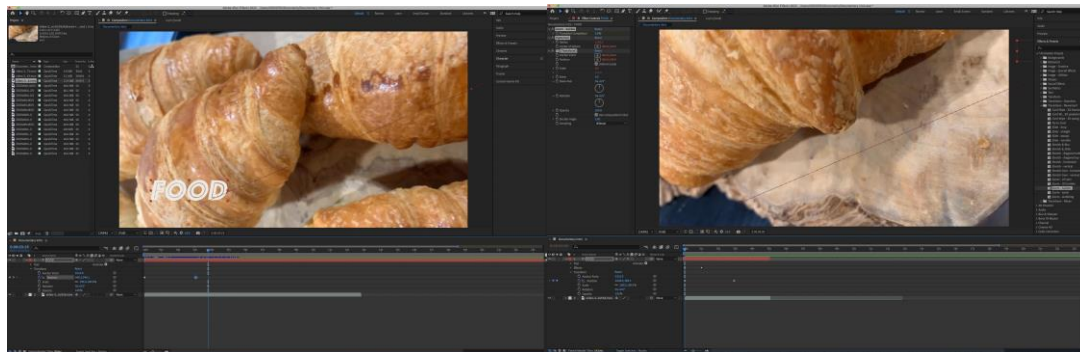
To start with the intro, I first started a new composition named 'Doc Intro' and started adding videos to the composition to begin the intro Edit.



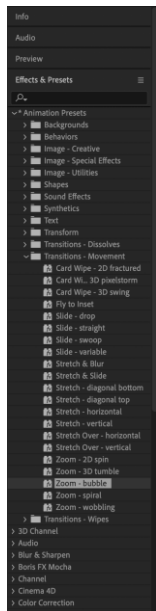
After inserting all the videos, I checked which one was the longest video, with the best quality and pan movement and after watching through them all, I really liked the croissants video which I made. As the lighting in the video, angles and movement were the best in this video from all the footage I recorded of the food.




Once I added the video of the croissants, I inserted the text and played about with the text, first putting in the position I want to be in and adding effects and scaling them to various positions to the angle it would look better when coming on screen.



To create a gliding effect for when the text comes on screen, I investigated the scale and positioning columns and added these blue circles to lock a certain movement for example when I want it to be off screen, I locked it so it did not come on screen when the croissants should be in the limelight. After locking and trying various positions I liked this one the best as it was simple, and I was going for something quite simple but eye catching.

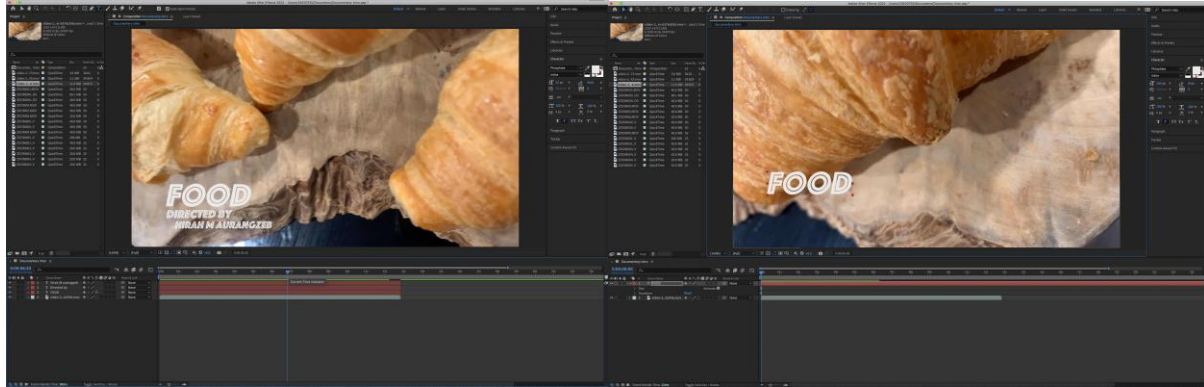


After looking at the distinct positions, I finally decided on a certain position. Once I was happy with how it was coming together, I wanted to add a little spice to the look and add an effect so going through these effects that could be dragged on the text. I was happy how the 'ZOOM-BUBBLE' effect looked on the text when it was introduced on the screen when played.

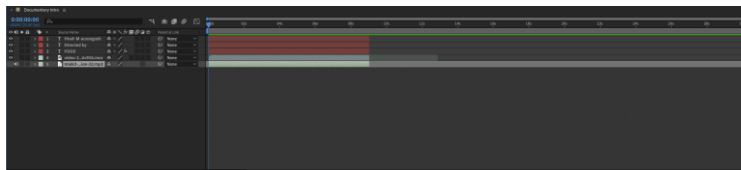


Once I finished with the main Intro text 'Food' I then continued to add something that was important and would add a glimpse to the intro by adding 'Directed by Hirah M Aurangzeb.' I was happy with this decision as it picked up the look of the whole intro.

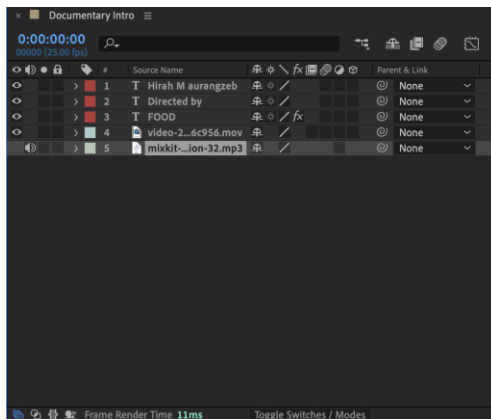
After this I positioned the text myself and scaled it to position as I wanted it, and it looked appropriate in. Truly if the text came from the sides but zoomed at the end upwards it would look funky but crazy with a simple video in the background.



After that, the video is for 30 seconds as that is how long I kept it when creating the new composition. Where the video finished that where I snipped the text to be. As it would not drag for too long and it would look decent ending when the video ends so when it is added to the full documentary it would smoothly blend in.



After adding the text, we needed to position the video to make sure it is locked in various parts of the videos otherwise it would all just clash when screening.



At the end of the intro, I added music as it just seemed right. It made the whole intro have a sense of feel which I was hoping to make the audience feel when watching it.