

# Production roles

Timea Krokova

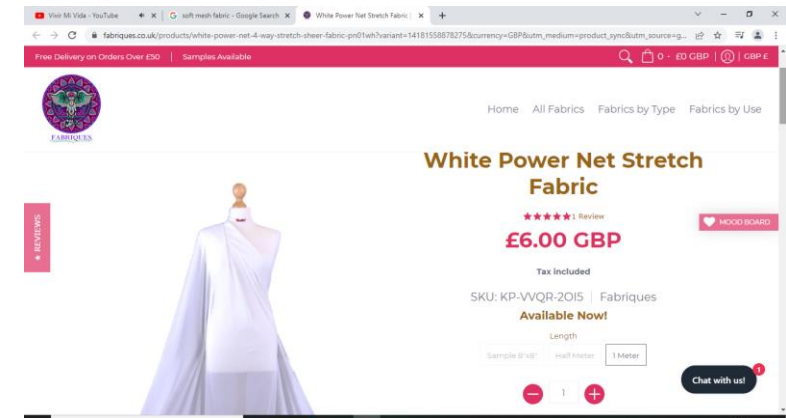
# Costume designer/costume maker

- The reason I will suit this role is because I have creative and crazy ideas, as much as I love fashion I want the performance to have the most iconic costumes.
- Creating costumes means I will have a big responsibility of making sure that the fabric is a good quality material so that it doesn't easily rip and cause the actors/actresses to be embarrassed on stage. I also want to make sure that they are comfortable, I will do that by making sure the fabric does not irritate the skin. I will also make sure that the fabric is not flammable as it will cause a huge health and safety risk.
- The budget to create costume will be a little bit higher than what I expected because for a skirt I will need at least 5 to 6 layers of soft mesh fabric to create a skirt. Good quality fabric are more pricey whereas a bad quality fabric is a little bit cheaper but I'd rather stick to buying good quality fabric because it does not cause skin irritation, its less flammable and less see through.

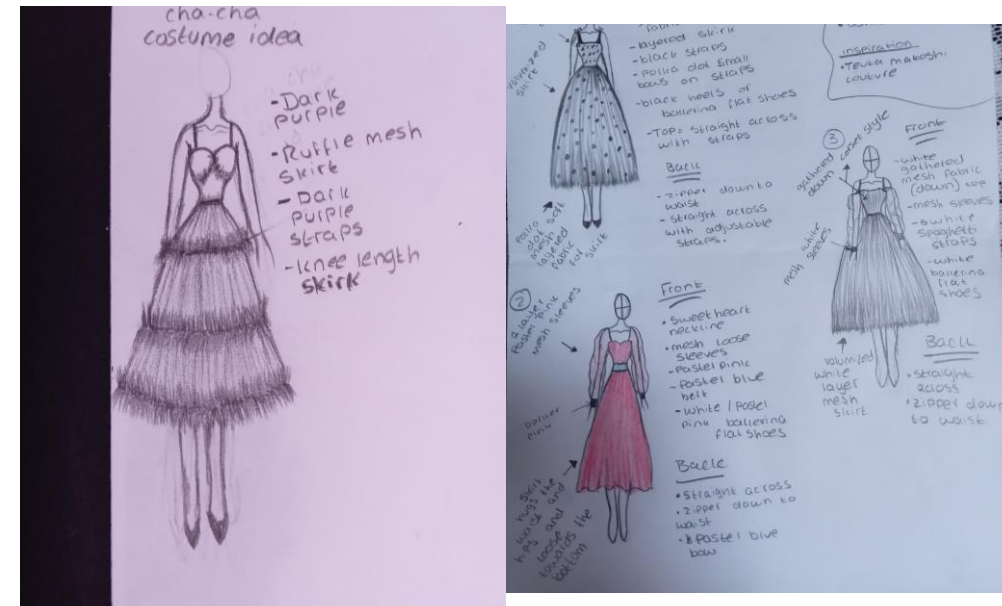
In the market, good quality fabric costs at least £8 per metre and to create costumes especially for females, more fabric is required. Online the good quality costs around £5 for half a metre but not all are a good material (some can be really see through). The budget will be around £150 to £200 in order to create costumes that are fit for everyone.

- I have a good experience with creating costumes and fixing things as my mother who used to study fashion and has years of experience helped and taught me create few pieces that I sometimes wore to online auditions and performances.
- The main fabrics that will be selected are soft, stretchy and breathable mesh fabric, satin fabric, leather fabric as those were the types of fabrics that were used in the 1950s.

Research on  
cost of fabric: 1  
metre




Costume ideas I've  
created



# Makeup + hairstylist

- I will suit this role because I've had years of experience with makeup and hair. In 2020 I've started to do makeup looks to help me improve my skills. I want to make people really comfortable and give me trust when it comes to doing their makeup, so in order to achieve that I will show my work that I've done over the time and give them an idea of how they want their makeup to be done. I want the actors to decide how they want to look so I will first ask how they would look as that character.
- The budget for the makeup products is £100. I want to get the products that do not irritate the skin and stays flawless in front of stage lights for hours. Makeup tends to melt and look like a mess after few hours after applying and if it's a bad quality makeup then it might give actors/actresses breakouts. I will need the money to buy products that matches everyone's skin tone and doesn't cause breakouts or allergic reaction. In order to avoid breakouts I will make sure to buy makeup brushes that do not cause skin irritation as some people's skins can be very sensitive. Another thing that comes in place is hygiene, I will make sure every product is sterilized and cleaned before I use it on someone else.
- Doing hairstyles is easy, especially doing the 1950s style. Throughout the years I've learnt how to do differently types of curls, hairstyles and deal with different hair types. The most important thing that I will have to focus on is to make sure that I won't damage hair, burn skin then or give a permanent damage.
- The budget for this would be around £20 for a hairspray and a heat protection spray.



Makeup looks  
I've done over  
two years.





## Set designer

- I will suit this role because I'm very creative and artistic when it comes to creating and designing something that has crazy colours and extraordinary objects. If I get the role of a set designer I will ask for other people's ideas in order to satisfy everyone, I don't want to just put my ideas forward and create something that I thought of but I want other people to give their input. I will first draw everything and bring it to life.
- The risks and health and safety I've thought of is to make sure that no one injures themselves. In order to avoid dangers I will make sure that heavy set are being lifted by more than two people, set is built safely and securely and no one slips on wet surface.
- The budget for the material would be £50, this is for paints, paint brushes and other accessories that will be needed for the set.

# Dance captain

- I suit this role because I have a good attention to detail so that when it comes to teaching people choreography I ensure that they do everything correctly. When someone struggles to learn choreography I always break it down for them to understand.
- The health and safety I thought of is:
- To make sure they are comfortable
- They don't fall and injure themselves
- They wear appropriate shoes and uniform
- As a dance captain I will make sure I remember the choreography so that I teach them correctly.



# Light and sound director

- The reason I am fit for this role is because I want to gain a new skill which is being able to know the cues for when there are light changes. Lights play an important part in a performance because it will show a lot about the story. I want to be able to develop skills that I can use in the future.
- If I become a sound director I will make sure that the volume matches the singing voice, I can notice that sometimes the mic volume is too low and the soundtrack is too loud so I want to make sure it sounds good when we have an audience.
- For health and safety I will make sure that nothing is broken in order to avoid injuries or cause fire. I will do so by ensuring that there are no liquids or food in the area when the light and sound is being tested or used.

