

*LEVEL 3 EXTENDED
DIPLOMA
FINAL MAJOR
PROJECT*

AIMEE DIGBY

- Before I could start experimenting with my concept idea, I had to put together a pitch proposal digitally to showcase my different concepts, mood boards and previous experience. After I had presented my proposal, I chose my final concept which was masquerade met gala.
- After I had my final concept idea, I could then start to plan a week by week, so I could see what I needed to do each week in each of my lessons, to stay on track and ensure that all elements of my look including makeup, hair, outfit, headdress and body art are fully prepped and planned for my assessment/fashion show.
- Once my week by week was completed and seen by my tutors, I could then start experimenting with what I liked and did not like, and I would then include in my look to what didn't work and develop new ideas to fit each element.

MY WEEK BY WEEK

Week number	Week commencing	Activity	Recourses
1	22/2/23	Research different ideas and put together rough concept ideas.	Mood boards Laptop Google
2	28/3/23	Have a finalized concept and idea.	Design plans Mood board
3	7/3/23	Practice a hair idea.	Hair gel Combs and brushes straighteners
4	14/3/23	Practice a makeup look idea.	Makeup kit
5	21/3/23	Find basic dress silhouette and design train.	Shein Amazon
6	28/3/23	Practice body art	Face paint Brushes
7	4/4/23	Practice full makeup and hair	Makeup kit Hair kit
8	11/4/23	Finish outfit design	Dress train
9	25/4/23	Full run through of makeup, outfit and hair	Makeup kit Hair kit outfit
10	19/5/23	Final assessment	Makeup kit Hair kit Face paint

MY CONCEPT

- My concept for my final major project is inspired by both of Blake Lively's Met Gala dresses from 2018 and 2022 and Katherine Pierce's masquerade mask from The Vampire Diaries. I have chosen to do a look inspired by the met gala outfits as it is something I have always loved looking at and seeing how different fashion designers have interpreted the theme and which celebrities had the best looks for the carpet. I have also chosen to do the masquerade mask as a headpiece as it is something different and I have always loved the mask Katherine wore in season 2 episode 7 of the vampire diaries.
- <https://www.vogue.com/article/blake-lively-gala-dress-red-carpet>
- <https://pagesix.com/2022/05/02/blake-lively-brings-gilded-glamour-to-met-gala-2022-red-carpet/>
- <https://twitter.com/FieryKittyKat/status/636254007032287233>





*MY PITCH
PROPOSAL*

MY CONCEPT – MASQUERADE MET GALA


- My concept is inspired by Blake Lively's met gala 2022 and 2018 dresses
- masquerade masks
- Versace fabrics



THE MET GALA

- Annual fundraising gala for the Metropolitan Museum of Art Costume Institute
- Established by fashion publicist Eleanor Lambert in 1948
- Each year is a different theme
- 2022 – In America, An Anthology of Fashion
- 2018 - Heavenly Bodies: Fashion and the Catholic Imagination
- Celebrities from various professional spheres, including fashion, film, television, theater, music, business, sports, social media, and politics
- Paparazzi and the public are drawn to the more quirky and beautiful looks, tying into Avant Garde as it is show-stopping and before its time






ABOUT MY MET GALA MOODBOARD

- I Have chosen to base my look on The Met Gala because it is an event that has always intrigued me as the outfits are different and not what you see on a normal red carpet, I am also always intrigued by how the different fashion designers interpret the theme of the gala.
- Blake Lively's outfits have always inspired me, and I love seeing what she wears each year as she more often than not is on brand with the theme and always looks amazing and flawless, her dresses from the 2018 and 2022 met gala are my favourite ones she has done as they were different than everyone else's I like the 2022 dress as it was a reveal from a blush pink colour into a light blue train.

MAKEUP STYLE

- I am going to do full glam
- Pop of colour on lower lash line (blue, pink, rose gold or gold)
- Red or Glossy nude lip
- Diamond accents
- Wispy, half lash or individuals
- Bronzed skin





MAKEUP MOOD BOARD




- For makeup I am going to do a full glam look with a pop of blue on the lower lash line, to tie the makeup and outfit together. For the eyeshadow I am going to be using colours such as browns, a small bit of black to deepen the outer corner and stamp on the top lash line to help blend the false eyelashes.
- For the base I am going to do a bronzed look as this is normally what you see on the Met Gala carpet, however as it going under strong lights, I will have to powder the base to make sure it doesn't melt off. For the lips I am going to be doing a nude glossy lip.
- I have chosen to do this makeup look as it is the type of glam, I love doing and feel like I can execute this well as I can use my skills I have.



MAKEUP COST LIST

- Pink Honey brow pencil - £5.94
- Plouise base - £10
- Emrboylise cream - £13
- Loreal foundation -£11
- Revolution concealer-£
- Collection powder-£2.99
- Cyo & doll beauty bronzer-£15
- Beauty bay blush-£6
- Beauty bay/ doll beauty highlighter-£15
- Beauty bay lip gloss-£6
- Plouise cancelled pallet - £43
- Bperfect clientele pallet - £35
- Using these products will ensure my work will look amazing in the fashion show

HAIR

- Half up and half down slicked back
- Slicked back high ponytail
- High bun
- I will be advertising for a model on my Instagram and Facebook however if my model's hair has not met what I wanted I will be getting hair extensions
- Adding front pieces onto forehead in infinity sign style shapes
- Keeping the hair simplistic to not add or distract from the makeup






QUICK & EASY SLICK PONYTAIL

idcode p

RENEW YOUR PASSPORT, PLEASE VISIT V
an be found above.
s time your photo will be automatically deleted and you

HAIR MOOD BOARD

- For hair I am going to be doing a half up half down ponytail, that is slicked back to make sure the front bits don't come undone, I will either be curling or straightening the hair to add an extra element to the hair. I will be making sure that the partings are neat to help with the sleek look I am after.
- I will be using back combing brush to make the hair go as sleek as possible I am also going to be using gel, so it stays in place and thin elastic bobbles so you don't see the thick black bobble.



MY OUTFIT

For my outfit I am thinking of buying a basic silhouette of a dress as costume design isn't one of my strong points

- Adding a long train to give the met gala feel.
- Long opera gloves with a Versace fabric look
- Another idea is to get a corset in one of the colours, add a skirt and a train.
- Colours being light blue, red or blush as these are the colours you normally see on the met gala carpet



OUTFIT MOOD BOARD

- For the outfit I am doing a blue dress with a wedding veil as a train to give the Met Gala feel I want as on the carpet many celebrities have a train that is long as all the stairs that has a wow factor and makes everyone stop and stare at them.
- I choose a blue dress as I like Blake Lively's met gala from 2022, as when I saw it, I instantly fell in love with her dress and wanted to bring it into my final look. However it is not the same shade as blue as I wanted a darker tone of blue.


BUDGET FOR MY OUTFIT

- Dresses on pretty little thing range between £15 - 25
- Wedding veil for train amazon £12-17
- Dresses/corsets from shein £10-17
- Lace opera gloves amazon £4/5

THE HEADDRESS

- Headdress is inspired by half face masquerade masks
- Diamonds or lace
- Luxury looking
- Goes into the hair
- Headdress inspired by Vampire Diaries scene worn by Nina Dobrev and designed by Jennifer L Bryan her work has been seen on Breaking Bad
- Diamond tassel





DIY
Masquerade
Mask

100%
HANDMADE
HANDMADE

HEADADDRESS

- I am going to do a masquerade mask as I am inspired by the mask Katherine wore in season 2 of the Vampire Diaries.
- However I am going to be doing one on a stick so it doesn't cover up my makeup look and so when she is walking in the fashion show she has something to do with her hands.


BUDGET FOR MY HEADDRESS

- Letter cardstock amazon £6.49
- Craft wire £4.99
- Wire cutters £2.99

BODY ART

- Drawing jewelry
- Necklaces
- Diamonds
- Drawing the pattern of the hairstyle on the body so it links
- Chokers
- I will be watching body makeup artists like Samantha Helen to ensure I create the best jewelry pieces





BODY ART

- For my body art element, I am thinking of doing necklaces and the infinity sign with the hair and paint. As body art is not my thing, I am going to attempt to make the necklaces look 3D and make it look like a pearl chocker. So, it can tie in with the pearls I am adding onto my veil, so it shines under the lights.
- I will be adding little gems so again you can see it under the lights. I will be looking at body makeup artists such as Samantha Helen to see how she makes things look 3d

AIMEE DIGBY

MAKEUP ARTIST

About me

I am an upcoming professional makeup artist, I am a hardworking and polite person. My skills include soft glam makeup and natural makeup and basic hair skills.

WORK EXPERIENCE

FREELANCE MAKEUP

Family and friends makeup for nights out and special events they are attending
nights out
wedding guest
football presentations
dance shows

COLLEGE PRODUCTIONS

College production of grease
designed a character and a look for theatre
our country's good
designed and researched a character

Christmas carol
designed a character for a production of Christmas carol
college open day
did mature makeup
soft wearable glam

07514459545
aimeedigby@gmail.com
Bradford, west Yorkshire
AimeeAlessandraMua

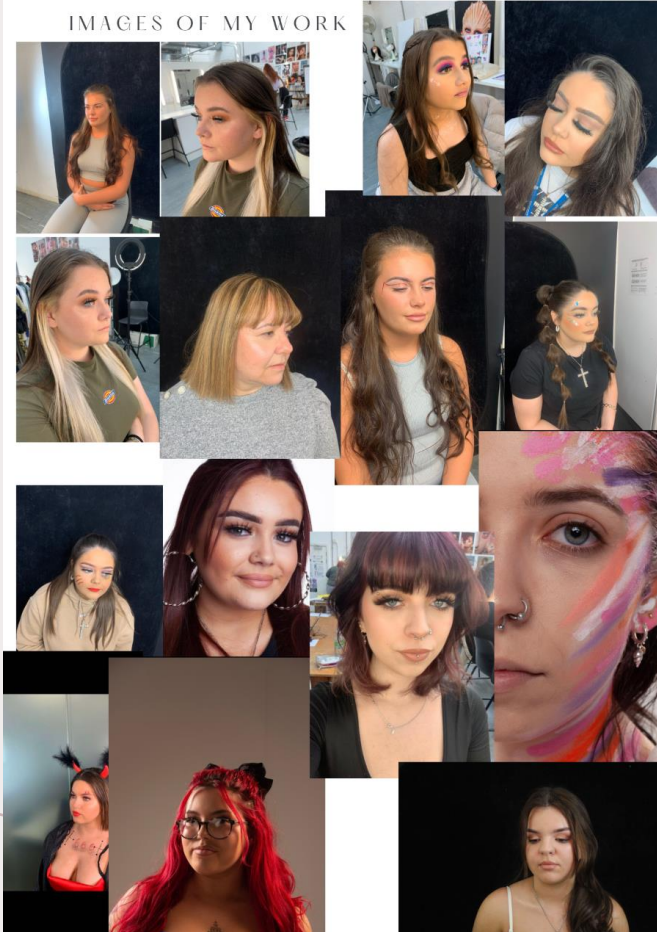
EDUCATION, QUALIFICATIONS

BRADFORD COLLEGE 2020-present
level 2 VCTC diploma in media
makeup and hair studies.
level 2 VCTC infection prevention
(COVID-19)
Level 3 UAL media makeup and
special effects
level 3 UAL extended diploma in
media makeup and special effects.

MY SKILLS

- time management
- soft & full glam
- precise and technical application
- hair setting
- organization

IMAGES OF MY WORK



As my strengths sit in soft glam I feel I will be able to excel in my chosen look.

MY UP-TO-DATE CV

ABOUT MY PITCH PROPOSAL

- My pitch proposal has given me a rough ideas for each part of my look makeup, hair, outfit and headdress. The ideas for these I can change or elevate further to make my look not something people have seen before and make it powerful to be in the end of year fashion show.
- I will be researching concepts and about the met gala further and experimenting with different ideas for makeup and hair until I reach a result, I am happy with, and I will be incorporating into my look.
- I have also created a week by week so I can stay on track while preparing and experimenting for my final major project

THE MET GALA

- The Met Gala or formally known as the costume institute gala, is a fundraising gala for the Metropolitan Museum of Art Costume Institute. The Met Gala is also the event of the year hosted on the first Monday of May. Many different celebrities from various professional backgrounds such as fashion, film, television, theatre, music, business and sport are invited. The Met Gala is one of the most sought out event and is a prestigious fashion event, it is also organized by the fashion magazine Vogue.
- Each year of this event has a different theme for example the 2018 theme was Heavenly Bodies: Fashion and the Catholic Imagination and the 2022 was In America: An Anthology of Fashion. The guests of the Met Gala are expected to curate their look to stay in line with the theme, some celebrities who are invited usually end up on the front cover of Vogue. Anna Wintour who is currently the editor in chief has been chaired or co chaired of the event since 1995.
- The Met Gala was founded by Eleanor Lambert in 1948 to mark the annual opening of the exhibit, the first gala was around 50 dollars per ticket, the first people who attended the gala were members of the New York higher society. After Diana Vreeland joined as a consultant the event was opened to higher profile celebrities such as Liza Minnelli, Elton John, Elizabeth Taylor, Cher and Madonna.
- <https://phillychitchat.com/2020/05/04/that-time-i-crashed-the-met-gala/>
- https://en.wikipedia.org/wiki/Met_Gala





ABOUT THE MET GALA RED CARPET

- When the met gala was still a new event Ted Resnick got the job, back then the carpet we all know today was just placing treads on the museum's steps.
- Resnick then thought about doing a red carpet which eventually turned into the one we all know and see celebrities walk down it. However, the met gala only became a red carpet event until recently this started in the 1940's. Nowadays the carpet normally matches the theme of the met for example for the 2022 theme the carpet was white stairs with the classic red carpet, with blue either side leaving a small section then a red strip then see the white stair underneath.
- <https://www.curbed.com/2022/05/met-gala-who-designs-red-carpet.html>

HOW DO CELEBRITIES GET READY FOR THE MET GALA?

- Many celebrities start preparing for the met gala months in advance, normally starting with beauty treatments such as LED therapy and intense facials, celebrities like Kate Hudson, Zoe Kravitz and Karlie Kloss all visit Ivan Pol's exclusive skincare clinic before they have to hit the red carpet. These celebrities all get a beauty treatment called The beauty sandwich which is Pol's signature treatment which is known for smoothing out skin texture, help with wrinkle reduction and tightening by using radio frequency refreshes and leaves the skin dewy.
- To prepare the fashion for the event "the celebrity can be as involved or uninvolved as they want in choosing and designing their met gala looks" (Jordan – a stylist) stated he also said, "celebrities for the most part hire stylists to spearhead the project and puts their trust in them."
- Preparing beauty wise the makeup artist will normally create a mood board and will show and explain it to the celebrity, they will create a makeup look together, so they are both happy with. On the night based on the intensity of the chosen makeup look can go between 1 to 3 hours to get to the perfect and desired finish. Makeup and hair are the secondary feature to the fashion but also have a chance of stealing the show. Many celebrities also have their favorite MUA they go to for example Kim Kardashian always uses Mario Dedivanovic.
- <https://www.elle.com.au/fashion/how-celebrities-get-ready-met-gala-26987>



BLAKE LIVELY'S MET GALA 2018 LOOK

- For the 2018 Met Gala Blake Lively told the press that she had already picked out her outfit and that it took more than 600 hours to make. Her dress was created and designed by Versace her dress was an ornate ruby and gold design that had features of intricate and extensive beading.
- Her look was on brand with the theme "heavenly bodies: fashion and the catholic imagination" however giving people Game of Thrones vibes. The top of her dress was a gold encrusted corset that showed off her figure perfectly her train was a deep ruby colour with 2 sheer panels and gold embroidery. She also wore a headpiece round her bun that was long gold spikes making her look like an angel.
- <https://www.harpersbazaar.com/celebrity/red-carpet-dresses/a20272049/blake-lively-versace-2018-met-gala/>



*BLAKE
LIVELY'S 2022
MET LOOK*

- Once again for the 2022 Met Gala Blake opted to work with Versace to create her look for the theme " In America: An Anthology of Fashion" and the dress code "Gilded Glamour". Her dress was inspired by New York City.
- When Blake first walked up the met stairs in a shimmering rose gold gown with an extravagant bow which was inspired by Manhattan's intricate architecture and to also pay homage to the empire state building.
- Eventually the bow at the back of her gown was untied to reveal a long blue train which she took inspiration from the design of the constellation décor at Grand Central station, she also took off her gloves to reveal a matching blue pair. Finally, her crown she wore which was said to also pay homage the statue of liberty with the seven rays.
- <https://www.harpersbazaar.com/uk/fashion/fashion-news/a39887968/blake-lively-dress-change-met-gala-2022/>



WHY THESE OUTFITS INSPIRE ME

?

- Both of these Met Gala outfits worn by Blake Lively have inspired my final major project as when the photographs of the years met are released, I always find that Blake's outfits catch my eye as they are different to everyone else's, that they are on board with the theme.
- Her outfits are normally designed and made by Versace. Her looks also catch the eye of the paparazzi as they are only interested by the more Avant Garde looks which are a head of their time.

VERSACE

- Versace is a luxury fashion brand who was founded by Gianni Versace 1978 which was mostly known for their flashy prints and bright colours. Versace makes Italian ready to wear and accessories. They also make things for Haute Couture under the Altier Versace brand. The Versace logo is of Medusa who is a figure from Greek mythology.
- Gianni made his first collection for Callaghan, Genny and Complice in 1972, they launched under the name of "Gianni Versace Donna" and opened their first boutique in Milan's Villa Della Spriga in 1978. They then started to expand to make accessories, jewelry, home furnishings and China in 1982.
- In 1984 Versace got international coverage from the black Versace dress Elizabeth Hurley wore. In 1997 after Gianni Versace was murdered his sister Donatella who was former vice president became creative director for the brand.
- <https://en.wikipedia.org/wiki/Versace>
- from <https://www.harpersbazaar.com/fashion/designers/a26869247/elizabeth-hurley-versace-dress/>



VERSACE




GIANNI VERSACE

- After Gianni opened his Milan boutique, he quickly became a fashion sensation, many of his designs had bright colours, out there prints and sexy cuts. His fashion aesthetic was " combined luxurious classicism with overt sexuality". His fashion aesthetic got him a lot of criticism with praise. Gianni was quoted to say " I don't believe in good taste" this comment became clear with his defiance for rules in fashion. A statement that references his rivalry with Giorgio Armani was " Armani dresses the wife, Versace dresses the mistress".
- From 1978 he continued to build his brand with the help of his family, he employed his sister Donatella. He also employed her husband Paul Beck as the director for menswear.
- Out of many of his famous inventions, his 1982 invention of a superlight chainmail which is a type of amour with metal rings all linked together to create a mesh, which was commonly used in the military between the 3rd century BC and the 16th century AD. Versace named his chainmail 'Oroton' which would become his signature material in his outfits. The suits he made was from his experience as a woman's tailor which made him stand out from the masculine models on Savile Row which is a street in Mayfair, Central London , by crafting suits that accentuated the male body.
- Gianni was very proud of his Southern Italian heritage, his designs would by inspired by the historical fashion, art movements mainly Greco-Roman art. In his logo it clear as it is Medua's head and recurring motifs such as the Greek key. Gianni also let his love for contempary and creating prints inspired by the art work of Roy Lichenstein and Andy Whorl.
- During Versace's career he was a prolific costume designer for stage productions and preforming artists, he said " for me theatre is liberation". He collaborated at La Scala Theatre Ballet in Milan , he also designed the costumes for 5 Bejart Ballet - Dionysos shows, in 1982 he designed for Strauss ballet Josephslegende and Donizetti's Don Pasquele. In 1999 he was the designer for Micheal Jacksons and Paul McCartney's ' say say say' 1983 video and Elton John's costumes for his The One Tour.
- https://en.wikipedia.org/wiki/Gianni_Versace

HAIR PRACTICE

- For my first hair practice I chose to do a slicked back ponytail, using a tail comb and hair gel. I liked how this turned out however I won't be using this hairstyle in my final major project as I think I can experiment more with different styles that will compliment my full look. I like that there was not a lot of bumps at the top of the head, however there was a few at the side. However, I don't like that the baby hairs wasn't styled or gelled back to the rest of the head, this is something I can work on when I next try this hairstyle and make it look how I want it to.



MAKEUP PRACTICE

- For the makeup I chose to do a brown eye with a shimmer to see if I liked the colour scheme, I also did soap brows which I do like and will use for my final major project the skin I kept it dewy but also matte so it will last under the stage lights and I don't want it to melt off, however I don't like the fact it was soft as I need to make it more dramatic and make things bigger so you can see it from all seats when the show is going on. I also like the darker outer corner, I don't like how strong the concealer is under my eyebrow, however I can just make sure it's blended out further next time.



HAIR PRACTICE


NUMBER 2

- I did another try of a slicked back ponytail however this time I did it higher, to see if I preferred it or not, I did like the higher ponytail as it normally is a hairstyle worn at The Met Gala, however as we normally see this hairstyle It does not fit with the Avant Garde brief, I was given. To create this style, I slicked by the hair by using hair gel and a backcombing brush to ensure it was smooth as possible to give that slicked back look effect I wanted, however there was a few bumps at the side of her head that I missed when I was going back over it if I did this look again I would make sure I checked if there was any bumps and make them flat.



FULL MAKEUP AND HAIR PRACTICE

- For my first makeup and hair run through I decided to incorporate the colour blue into my makeup look as it is the colour of my chosen outfit as it will link the makeup to the outfit, I chose to do it underneath the lower lash line to tie it with the outfit. I used a fuller wispy false lash however I think I am going to use a half lash so you can still see the eyeshadow. For the blue lashline I used a blue Plouise base with a sky blue colour from the James Charles X Morphe palette as I think it makes the blue pop more, for the base makeup I did a dewy but matte in the areas I didn't want shiny, for the lips I did a classic glossy nude lip, for the hair I did a half up half down hairstyle with gel to make it slicked back as I could without making it look greasy.





THE 2023 MET GALA

- This years Met Gala theme was Karl Lagerfeld A Line of Beauty which was tribute to the designer who died in 2019, many of the guests took inspiration from his work at Chanel, Fendi, Chloe, Patou and even his own brand and cat. However this years theme was very controversial.
- Penelope Cruz, Dua Lipa, Roger Federer, Micheala Cole and Anna Wintour were the evenings cochairs. Naomi Campbell, Dua Lipa, Nicole Kidman, Kristen Stewart, Gisele Bundchen all wore Chanel to honour the theme. Whereas Jared Leto and Doja Cat paid homage to his cat Choupette. Lagerfeld once said "I would like to be a one-man multinational fashion phenomenon" which he achieved by the interpretations of the outfits at the Met Gala.
- <https://www.vanityfair.com/style/photos/2023/05/met-gala-2023-red-carpet-see-all-the-fashion-outfits-and-looks>
- <https://www.harpersbazaar.com/celebrity/latest/a43566162/anne-hathaway-met-gala-2023/>
- <https://www.independent.co.uk/life-style/fashion/anne-hathaway-rihanna-kardashian-best-dressed-met-gala-b2330630.html>
- <https://www.vogue.co.uk/article/met-gala>

MY TRAIN

- For my train I used a veil that I got from amazon which is 3 meters long and white, I attached the train to my belt which I will be using in my final outfit I tied my belt to the chair to give me an idea on how long I was going to keep it. I tried this in three ways the first one being long that I liked the most as it gave me that met gala feel and vibe that I wanted, then I made it shorter by bunching it up to make it not as long as the full 3 meters I didn't like this as I don't think it would give the effect I want, and finally I made it very short again I didn't like this one as I don't think it would of added anything to my look or given the met gala and avant garde feel. For my train I am going to add some pearl strips so the lights will hit it and add more to it and also add some blue and other colour tuel to make the veil not as thin.



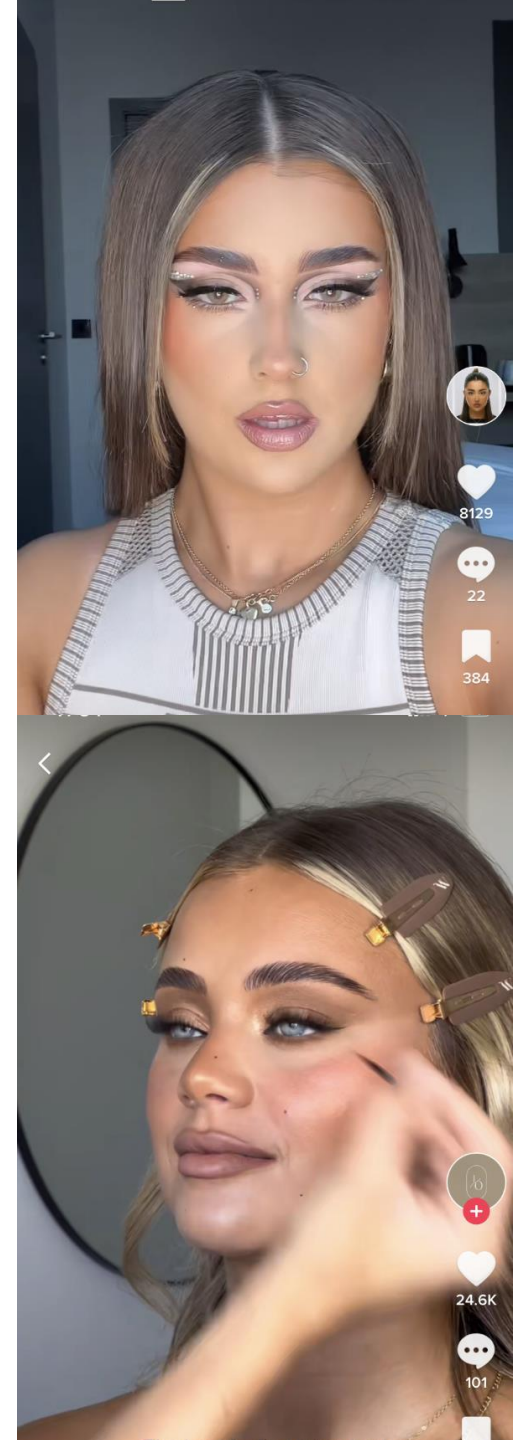
BLAKE LIVELY'S TAKE ON HER MET GALA OUTFITS

- Blake recently did an interview with Vogue Magazine on TikTok talking about her past met gala looks. This started with her 2018 Met look where she is matching the carpet, Blake then goes on to speak about an Instagram post she captioned the post "when the carpet matches the Blakes instead of the drapes". This has then turned into a thing where every year her outfit will match the carpet colours .
- Blake then stated she was hosting the met gala this year when infact she didn't end up going to the event, however at the interview Blake said that she spoke to Anna Wintour who is the editor in chief of Vogue and the lead chairperson of the Met. "saying that she needs to match the carpet as she set a president and it is a lot of pressure", She then carried on to say whoever designs the carpet "were soulmates as they are on the same wavelength". Blake then spoke about a Versace which was gold with blue feathers that matched the carpet.
- <https://www.tiktok.com/@voguemagazine/video/7227505215237328170?lang=en>
- <https://www.harpersbazaar.com/celebrity/red-carpet-dresses/a9589836/blake-lively-met-gala-dress-2017/>




UPDATED MAKEUP LOOK IDEAS

- For my makeup look I have found some new inspiration pictures which I think will elevate my look as it is more glam and something that you would see on the met gala carpet, I will be adding small pearls or gems to the eyeshadow look.
- For the base makeup I will be doing a bronzy, glowy base as that is skin makeup you pretty much always see on the met gala carpet as many celebrities choose this skin makeup as it looks beautiful from up close to far away however this can look greasy depending on how much glow you use, this is why I will be powdering the skin and adding the glow where it is needed.
- For the lips I will be either doing a red or nude glossy lip depending on what looks better with the full look.
- My updated makeup looks are inspired by Georgia Barette and Imogen Ovickjack on TikTok.



FULL PRACTICE RUN THROUGH

- Before my final assessment I did a full practice run through including makeup, hair and outfit so I can see what needs to be improved on and added to elevate my look and make it the best I can. For the makeup I used various tones of brown shades on the eyes to give that bronzy look I want for the base on the eyes to tie it all together, also for the eyes I attempted a new style of eyeshadow with the all the different cutouts to see if I liked it and I did as it pushed my skills further as I was stepping outside of my comfort zone but also using my technical and precise skills with the cutouts and also blending it so it looks nice up close and far away I also think with the gems in the inner corner it will look nicer as well. I added a pop of a light blue almost on the lower lash line to tie that into the outfit and it will make the look cohesive, for the train I am going to be getting some dark and light blue Tuel fabric and sewing it into the veil to make it bigger and avant garde, Overall, I did like my look as it represents me and my style, however I didn't like how the train looks like its meant for a hen party.



BODY ART PRACTICE

- For body art I am thinking of doing jewelry as body art is not one of my strong points however, I do think I could do a nice piece of jewelry, I am also thinking of incorporating the hair by placing it in loop style shapes so her chest area that is not covered by the dress isn't fully bare and has something there.
- However, when I practiced my body art I don't think it looked that bad as it did give a bracelet effect, I used the end of my makeup brush so I could get the perfect round circle and this helped me a lot as I was then able to clean it up I then used a small thin eyeliner brush so I could add white highlights.




MET GALA MAKEUP ARTISTS

- Mario Dedivanovic is a regular makeup artist for celebrities such as Kim Kardashian for the Met gala, he gave her the beautiful glowy makeup look for the 2022 met gala when she wore Marilyn's dress, Mario is a renowned makeup artist who is said to be the most followed and influential he is also a visionary when it comes to the beauty industry. Mario has also taught some of the most well-known makeup techniques we know today.
- Hung Vango is also a Met Gala makeup artist he did Emily Ratajkowski's makeup in 2017 when he swiped an emerald green eyeliner on her eyelids. He is a New York makeup artist, his work has been seen on the met gala carpet, in vogue, Elle and harpers bazar
- <https://www.makeupbymario.com/pages/about#:~:text=Renowned%20Makeup%20Artist%20Mario%20Dedivanovic,of%20an%20individual's%20natural%20beauty.>
- <https://www.vogue.com/article/met-gala-makeup-artists-hair-stylists-instagram>



MET GALA HAIRSTYLISTS

- Chris Appleton is a celebrity hairstylist who has worked with Kim Kardashian, Kylie Jenner and Dua Lipa. Appleton has said that the Met Ball carpet is the scariest red carpet you can do, as it is risky as things are unexpected. Appleton became a hairstylist as he entered the competition Young Hairdresser of the year.
- Glen Oropeza is another celebrity hairstylist who did Sydney Sweeney's hair for the 2023 Met Gala who did her barbie inspired style to achieve his style for Sydney, he gave her a root and wispy ends.
- https://www.yahoo.com/entertainment/chris-appleton-admits-met-gala-123821314.html?guccounter=1&guce_referrer=aHR0cHM6Ly93d3cuZ29vZ2xlLmNvbS8&guce_referrer_sig=AQAAAJQdC0m
- <https://www.byrdie.com/sydney-sweeney-met-gala-2023-7487695>



HEADDRESS

- For my headdress I have chosen the theme of doing a masquerade mask as this is something I feel would complement my look well, as I think it is something a celebrity would do on the met gala carpet.
- My headdress is inspired by the Vampire Daires masquerade ball scene as this is a scene that I have always loved to watch as I feel like the mask reflects the style of each of the characters, this mask was designed and made by Jennifer L Bryan.
- For my headdress I have decided to have a masquerade mask on a stick so as my model walks in the fashion show and for my assessment pictures she has something to do with her hands.



WHO MAKES HEADDRESSES?

- Jennifer L Bryan is a costume designer who designed Katherine's masquerade mask worn by Nina Dobrev, her passion for designing lead her to attend New York's FIT and Pratt institute where she got her degree in fashion merchandising.
- Phillip Treacy is an Irish couture headpiece designer he was the first to be invited to the Paris haute couture fashion show. Treacy has won the British Accessory designer of the year which is awarded at the British Fashion Awards five times. He has worked with celebrities such as Lady Gaga, Madonna and Sarah Jessica Parker. He has also been associated with British Royalty.



OUTFIT

- For my outfit as costume design is not one of my strong points, I have chosen to buy a ready-made dress so I have a silhouette I can work with that will flatter my model for photographs and under stage lights when she is walking, I have chosen to get a blue off the shoulder dress as it resembles something that a celebrity would wear on the Met Gala carpet, I have chosen blue as the colour to resemble my inspiration from Blake Lively's 2022 Met Gala outfit.
- To add to my outfit, I have chosen to make a train which is a common theme for the met gala dresses to have as when the celebrity walks up the stairs it can drape down to do the train, I have chosen a veil as it is the same structure as a train it is efficient cost wise to make the train bigger, I will be buying tuel to sew under the top layer of the veil. To attach the train to my dress I have chosen to use a belt with a gold snake at the front to again have the met gala feel I want, however I will be attaching pearls to belt so it shines and doesn't get lost in the overall look.

OUTFIT DESIGNERS

- Coco Chanel was a French fashion designer, she was the founder and namesake of the Chanel brand we all know and love today, she popularized the sporty, casual chic as the feminine standard of fashion, this style replaced the corseted style. Chanel designed outfits for Gloria Swanson for her film *Tonight or Never*.
- Donna Karan is an American fashion designer who has a fashion line called DKNY, she worked at Anne Klein as the head designer. Karan's brand was inspired by her daughter Gabby. Her beauty collection called Donna Karan beauty collection has different fragrances, luxury bedding and accessories. Cara Delevingne was the face in 2010.
- https://en.wikipedia.org/wiki/Coco_Chanel
- https://en.wikipedia.org/wiki/Donna_Karan



UPDATED HAIR IDEA

- For hair I originally wanted to do a slicked back high ponytail that was slicked back and sleek and also left straight, then my idea changed to curling the hair and tying it half up half down.
- My idea now is to still have a slicked back sleek ponytail however adding the hair into the infinity style shape as I think this will also contribute to my theme being the met gala as hairstylists take risks as these are normally the styles that everyone talks about for months even after the met gala has been.
- As my look is very glamorous I think that a hairstyle like this will compliment everything nicely.



BODY MAKEUP

- To add another element to my look to elevate it I have chosen to include body makeup, as for fashion runways and red-carpet events body makeup is a very common thing, even though it is not noticeable it is something that is there.
- The body makeup I am choosing to include is a body glow as this is again something makeup artists think about to include a small bit of coverage, it also adds a bit of glow to the body so it does not look flat and body makeup can also add a little bit of colour as well to either add to an existing tan or add to the model's natural skin colour.
- The body makeup I have chosen to add is the molten body glow in either 'bronze' or 'rose gold' by makeup revolution.





UPDATED BODY ART IDEA

- As I am going to be including white pearls into my eyeshadow look, I am going to include them into my body art so that it links in with my makeup look.
- For my updated body art idea, I am going to be doing blue swirls so the colour links in with the dress and adding pearls around it so it again all links together.
- I have chosen to do this rather than jewelry as I think it will suit my look better and also add something different, but it is also pretty which again suits everything else in my look.
- <https://www.pinterest.co.uk/pin/floral-swirls-on-the-arm-face-painting-paint-painter-arm-painting-body-painting-body-art-face-painting-ideas-cute-ea--512988213778790671/>


BODY ART MAKEUP ARTISTS

- Samantha Helen is a body art MUA who is most known for her illusion makeup skills, and her creative makeup looks, she is a self-taught artist but has a background in art, textiles and photography. Sam first got into the industry when she worked for MAC cosmetics but then moved on to work for the Gypsy Shrine and pretty little thing. She built up her portfolio and was noticed by Rankin a photographer who got her involved in the Roll's Royce campaign. Sam continues to inspire the younger generation of makeup artists and has held makeup masterclasses in colleges and universities, she even has her own makeup brand named 'essentials by Samantha Helen'
- Tamara Glitter is a London based makeup and body artist, she has an extended amount of knowledge in this subject which helps her book jobs in photoshoots, commercials and music videos, Tamara also has the skills to be able to do any creative project. From the last 10 years she has worked with both performers and dancers, PRIDE festival and music con events. Like Samantha Helen, Tamara has also done masterclasses at different colleges.
- <https://www.warpaintmag.com/2023/02/07/kitt-saviours-samantha-helen/>
- <https://www.tamaragitter.com/makeup-artist-portfolio/face-and-body-painting-portfolio/>



WHERE WOULD MY LOOK FIT IN THE MAKEUP INDUSTRY?


- My look would fit into the red – carpet part of the makeup industry as I think it is something you would see on a dramatic carpet as my look was inspired by the met gala.
- All the elements I am including in my look are things you normally see on a red carpet whether it is a movie premier or the met gala.
- The dress I have chosen fits this area of the industry as well as the makeup as it is glam but pretty and has accentuated my model's natural features perfectly




EVALUATION OF MY FINAL LOOK.

- Overall, there are elements in my look I do and do not like. I started my look with the hair which I prepped with a heat protectant so the heat from the curling tongs did not damage my model's hair, I then began to section her hair so I could begin curling it, after I had curled a section, I sprayed the hair with hairspray to hold the curls however they did fall out a bit, so I had to re - curl a few pieces of hair. For the fashion show I will be pinning the curls once I have done it, so it holds and stays curled for longer.
- I then started on the makeup with her eyebrows I used a light brown eyebrow pencil and started to fill in her sparse areas to give her eyebrows a fuller look and used an eyebrow gel to keep them in place and to further give them shape. For the eyes I prepped them with my plouise eyeshadow base as I know this product helps with the blending and keeps the true pigment and colour of the eyeshadow, I used my doll beauty bronzer to start the eyes as it is a nice colour and a good shade to start with, to deepen and darken up the outer corner I used shades from my wedding wish xl palette from Plouise, after I completed the eyeshadow I stuck two pearls in the inner corner of the eyes. I also then stuck on my tatti lashes which added and completed the eyes. Overall I liked how the eyes looked I would just darken the outer corner a little more. For the lower lash line I used a blue shade that was close to the dress to match.
- For the skin I prepped with my embroylise cream which is very moisturizing and is a good base for makeup to sit on, I applied my foundation and concealer. I used a cream bronzer and blusher to ensure the longevity of my makeup then set with powder next time I would not use as much powder as it made the skin look to matte which is what I did not want I then applied my powder bronzer before I set it so the bronzer would not look grey toned. For highlighter I applied to the cheekbones and above the eyebrows to bring back the dewy skin however it did not work overall, I would make the skin dewier and not set with as much powder.
- For the lips I used a nude lipliner, lipstick and gloss this went along with the eyes perfectly as it would not take away or distract if it was a red lip.

- For my outfit I think the dress suited my model's figure and is definitely something you would see on the met gala carpet. The shade of blue also suits my model's skin colour.
- The train looked beautiful with the dress and gave the Avant Garde feel that the brief asked for, the train colours of the different shades of blue fits with the full look, however it was difficult with the belt as it was a lot of material to fit through the belt and it kept falling out when my model was walking.
- I did not like my body art as you can not see it in the photographs to change this for the fashion show, I will be adding white highlights and a base of white so you can see it, I will also be adding more pearls all down her arms to match with the eyes.
- I will also be making a new headdress as I did not include one with this and used the masquerade mask as I did not think a headdress would suit with my look but after more research and conversations with my tutors, I have produced a new idea.
- For my body glow I liked how it looked in the end but it was a tough process as it did not blend on my model's legs at all so I will be applying moisturizer, so it does not go dry or patchy.
- Overall, I liked how my final piece looks in my photographs, but I will be changing and developing for the fashion show to make my look stronger and further fit within my brief. I also think that this look represents me as a makeup artist.

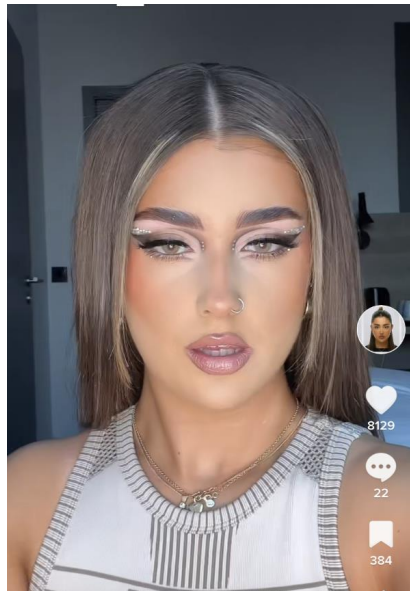




MY FINAL IMAGES



MY MOOD BOARD



VIVA QUESTIONS

- How do you feel about the overall process of the FMP?
 - The overall process was okay as I could create a look based on something that inspired me, I could also do a makeup look that shows who I am as a makeup artist.
- What skills have you developed throughout this FMP?
 - Through this FMP I have continued to develop on both my soft and hard skills as a makeup artist as my time management has started to get better as well as my technical techniques.
- What were your key strengths in your FMP?
 - My key strengths in this project were my makeup application and techniques as well as the hair prep and styling it.
- What were the weaknesses in your FMP?
 - My weaknesses were costume design as this is an element, I am not strong in, translating my ideas into a finish product. Along with headress making as this is another element I did not know how to translate into my look.
- How effectively did you manage this overall process?
 - I managed it quite effectively as I prepped and planned a few elements in my piece to elevate it however there were parts of my look that I needed to plan and prep more to ensure I was happy with them and felt confident doing it on the day.
- Can you discuss any key research sources which have supported your process?
 - The key research sources that helped me was looking at past Met Gala carpets, Instagram, Pinterest, TikTok and masquerade balls.
- How effectively did you apply the research?
 - I used my research effectively as the previous met carpets helped so I could see what the designs interpreted the theme and how the celebrities wore the outfit, Instagram and TikTok helped when it came to makeup inspiration. Pinterest helped for my body art. The masquerade ball helped when it came to masks.

VIVA QUESTIONS 2

- What have you learnt from the FMP that you will take forward on to the next step of your own personal development?
 - I have learnt to practice and prepare all elements I would include in my FMP, so I do not stress myself out on the day and so that I am happy with everything.
- What can you do now that you couldn't do when you started the course?
 - I have learnt how to be more creative when it comes to do makeup looks as well as planning and creating a full look from hair, makeup, costume, headdress and body art.
- Why is learning this important?
 - Being more creative with makeup looks is important as otherwise makeup looks all look the same and are not appealing to look at. Planning and creating is important as it gives an insight into the makeup industry.
- If you were to do the project again, what would you do differently?
 - I would change my idea of using a masquerade mask and done an actual headdress as this is what let my look down, I also would have made my body art stronger by using a white base first and using the pearls all down the arms and legs to give it a 3D feel.
- Did you enjoy the rehearsal process? Why?
 - The rehearsal process for me was okay but also difficult as I found it hard to further experiment with different ideas and concepts as I already had an idea of what I wanted to do; I will be working on this in the future by experimenting first before I have final ideas.
- Set yourself 3 targets for your professional development in the future?
 - Experimenting with different ideas and concepts
 - Planning all elements
 - Organization
- How are you going to achieve the above targets?
 - I will be achieving my first target by not having a set idea until I have experimented with a few different ideas,
 - I will achieve my second target by making sure all elements of a look are planned to avoid stressing out
 - I will achieve my third target by making sure I have everything in my kit and what I need to have with me

HARVARD REFERENCES

- Maria Ward (2018) *Blake Lively's Met Dress Was So Big, She Took a Party Bus to the Ball* available from: <https://www.vogue.com/article/blake-lively-gala-dress-red-carpet>
- Margret Abrams (2022) *Blake Lively brings 'gilded glamour' to Met Gala 2022 red carpet* available from: <https://pagesix.com/2022/05/02/blake-lively-brings-gilded-glamour-to-met-gala-2022-red-carpet/>
- Fierykittykat (2015) *New icon and header, masquerade theme.* available from: <https://twitter.com/FieryKittyKat/status/636254007032287233>
- Wikipedia(no date) *The Met Gala* available from: https://en.wikipedia.org/wiki/Met_Gala
- HughE Dillion (2020) *That time I crashed the Met Gala* available from: <https://phillychitchat.com/2020/05/04/that-time-i-crashed-the-met-gala/>
- Diana Bundle & Katie McDonough (2022) *The untold story of the Met Gala Red Carpet as in the actual carpet.* <https://www.curbed.com/2022/05/met-gala-who-designs-red-carpet.html>
- Lucy Cocoran (2022) *Here's What It *Actually* Takes For Celebrities To Prepare For The Met Gala, According To A Stylist* available from: <https://www.elle.com.au/fashion/how-celebrities-get-ready-met-gala-26987>
- Team Slapp (2019) *Best beauty looks from the met gala 2019* available from <https://slappshop.com/blogs/news/best-beauty-looks-from-the-met-gala-2019>
- Lauren Alexis Fisher (2018) *Blake Lively's Met Gala Gown Was Worth The 600 Hours It Took To Make* available from: <https://www.harpersbazaar.com/celebrity/red-carpet-dresses/a20272049/blake-lively-versace-2018-met-gala/>
- Jessica David (2022) *Blake Lively had a dramatic dress reveal at the Met Gala* available from <https://www.harpersbazaar.com/uk/fashion/fashion-news/a39887968/blake-lively-dress-change-met-gala-2022/>
- Wikipedia (no date) *Versace* available from <https://en.wikipedia.org/wiki/Versace>
- Fiona Golfur (2019) available from <https://www.harpersbazaar.com/fashion/designers/a26869247/elizabeth-hurley-versace-dress/>
- Wikipedia (no date) *Gianni Versace* available from https://en.wikipedia.org/wiki/Gianni_Versace
- Kerry mcdermot (2023) *Everything You Need To Know About The Met Gala 2023* available from <https://www.vogue.co.uk/article/met-gala>

HARVARD REFERENCES

- MAGGIE COUGHLAN, KIA D. GOOSBY, AND MILES POPE (2023) *Met Gala 2023 Red Carpet: See All the Fashion, Outfits & Looks* available from <https://www.vanityfair.com/style/photos/2023/05/met-gala-2023-red-carpet-see-all-the-fashion-outfits-and-looks>
- Chelsey Sanchez (2023) *Anne Hathaway's 2023 Met Gala Dress Is Covered in So Many Cutouts* available from <https://www.harpersbazaar.com/celebrity/latest/a43566162/anne-hathaway-met-gala-2023/>
- Amber Raiken (2 days ago) *Met Gala 2023: Best dressed stars on the red carpet, from Kim Kardashian to Anne Hathaway* available from <https://www.independent.co.uk/life-style/fashion/anne-hathaway-rihanna-kardashian-best-dressed-met-gala-b2330630.html>
- Vogue Magazine (2023) *Blake Lively goes above and beyond for the met gala* available from <https://www.tiktok.com/@voguemagazine/video/7227505215237328170?lang=en>
- Sarah Lindig (2017) *The Bottom of Blake Lively's Met Gala Dress Is Not What You'd Expect* available from <https://www.harpersbazaar.com/celebrity/red-carpet-dresses/a9589836/blake-lively-met-gala-dress-2017/>
- Jenna Rennet (2020) *The Most Unforgettable Met Gala Beauty Looks—According to the Hair and Makeup Artists Behind Them* available from <https://www.vogue.com/article/met-gala-makeup-artists-hair-stylists-instagram>
- Makeup by mario (no date) *about* available from <https://www.makeupbymario.com/pages/about#:~:text=Renowned%20Makeup%20Artist%20Mario%20Dedivanovic.of%20an%20individual's%20natural%20beauty.>
- NBC (2023) *Chris Appleton Admits The Met Gala Is The 'Scariest' Red Carpet: 'It's The Riskiest'* available from https://www.yahoo.com/entertainment/chris-appleton-admits-met-gala-123821314.html?guccounter=1&guce_referrer=aHR0cHM6Ly93d3cuZ29vZ2xlLnNvbS8&guce_referrer_sig=AQAAAJQdC0m
- Adelaide Giesey (2023) *Sydney Sweeney served major barbie vibes at the met gala* available from <https://www.byrdie.com/sydney-sweeney-met-gala-2023-7487695>

HARVARD REFERENCES

- Wikipedia (no date) *Coco Chanel* available from https://en.wikipedia.org/wiki/Coco_Chanel
- Wikiedia (no date) *Donna Karan* available from https://en.wikipedia.org/wiki/Donna_Karan
- Genevieve Atkerson (no date) *painting for kids* available from <https://www.pinterest.co.uk/pin/floral-swirls-on-the-arm-face-painting-paint-painter-arm-painting-body-painting-body-art-face-painting-ideas-cute-ea--512988213778790671/>
- WarPaintMagazine(no date) *Kit saviours :samantha helen* available from <https://www.warpaintmag.com/2023/02/07/kit-saviours-samantha-helen/>
- Tamara Glittle Makeup artist (no date) *Face and body artist london* available from <https://www.tamaragitter.com/makeup-artist-portfolio/face-and-body-painting-portfolio/>