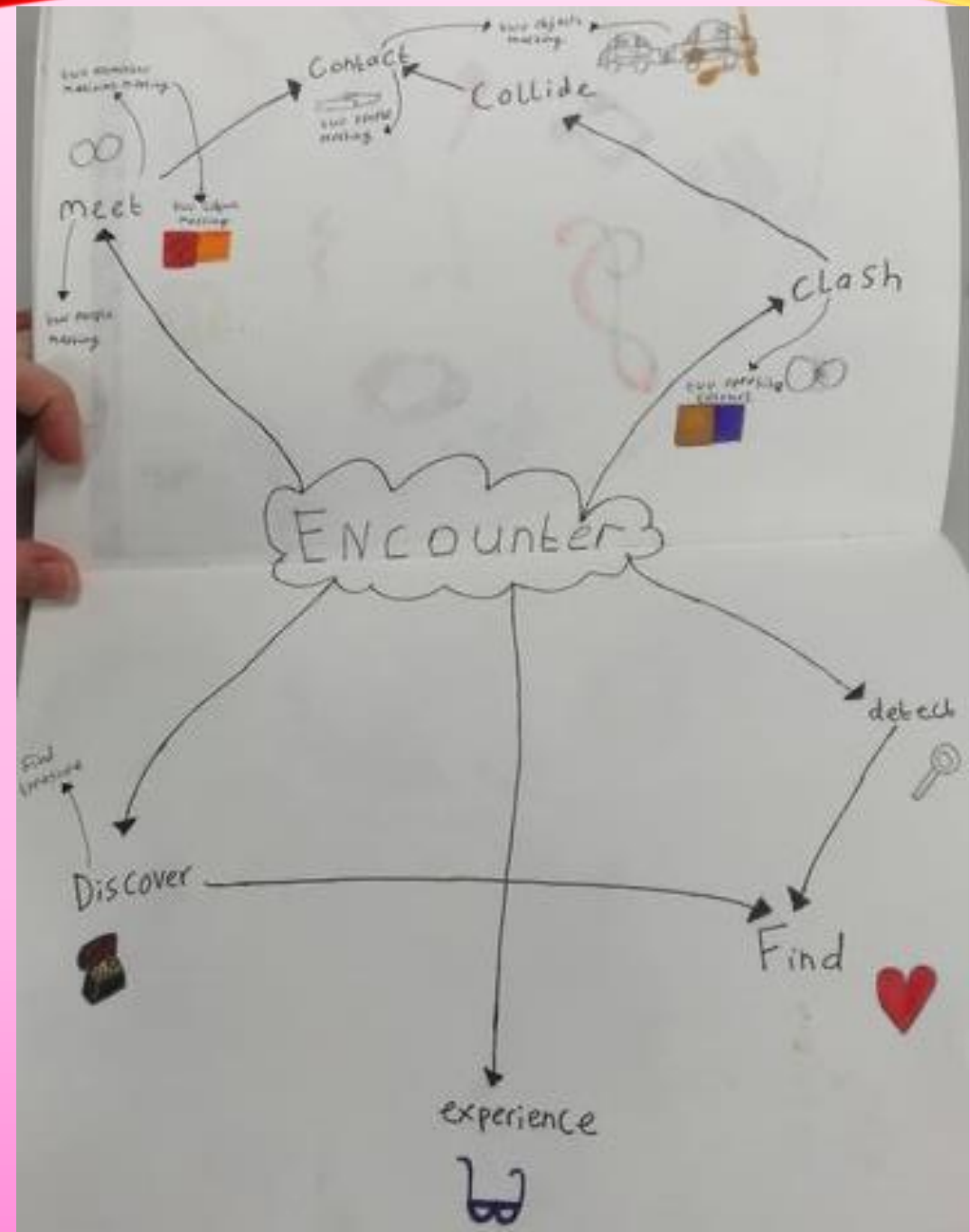
The background features a soft pink-to-purple gradient. Overlaid on this are several flowing, wavy bands of color. A prominent band at the top transitions from bright yellow to deep red. Another band at the bottom transitions from red to yellow. The waves have a slight 3D effect with highlights and shadows, giving them a sense of movement and depth.

ENCOUNTER

MIND MAP



PRIMARY RESEARCH

I took some pictures of fox themed objects around my house.



PROPOSAL

Rationale (Maximum of 100 words)

I learnt that that I was good at drawing silhouettes and enjoyed the negative space workshop in my first project. I have also learnt how to use shading on my digital art. Silhouettes have influenced my choice of discipline it is the only I can represent realism. My digital art has also influenced my choice of discipline as like the smooth look of digital art. I don't stick to a certain discipline as I like to explore my options and often choose what I think fits the project best.

Project Concept (Maximum of 200 words)

The concept of my project is nature and forests. I have generated ideas by creating a visual mind map. My idea is a forest filled with woodland creatures and more specifically foxes. Kara walker has inspired ideas because she specialises in silhouettes and I intend to draw the animals as silhouettes. I intend to use digital art for my project. I might also do some 3D models of foxes and other woodland animals with air dry clay. I intend to test and experiment by trying to draw silhouettes of different animals. I intend to present my final piece as either an A1 digital printout of a forest scene or a small model of a fox.

Evaluation (Maximum 50 words)

I will evaluate my work by writing what I liked about it, what I would do next time and if there is anything what I don't like about it. I am going to record my decision making process by making a plan and recoding any changes to it.

Proposed Research Sources and Bibliography (Harvard Format)

[Click here to enter text.](#)

Project Action Plan and Timetable

Use template below

Week	Date Week Beginning	Activity / What you are intending to do - including independent study	Resources / What you will need to do it - including access to workshops
1	6 Dec	Mind mapping ideas	Pencil, sketchpad.
2	13 Dec	Sketching/experimenting with ideas	Pencil, paint, sketchpad.
3	3 Jan	Artist research	Computer.
4	10 Jan	Transcriptions	Pencil, sketchpad
5	17 Jan	Writing up workshops	Computer.
6	24 Jan	Annotating my work	Computer.
7	31 Jan	Final piece and evaluation.	Computer.

WALTER BOSSE

Walter Bosse is a Viennese ceramicist and sculptor. Bosse is most known for his animal ceramics. I like his work because it is cute and child like. His designs are very simplistic and almost cartoon like.




KARA WALKER

Kara Walker is an American installation artist paper silhouettes who explores different ideas in her work. I like the simplistic way she represents people and animals.




TRANSCRIPTIONS



SKETCHES



I decided after doing my kara walker transcription to do some silhouettes of other forest animals. I also wanted to try drawing a different style of fox on hill.



WORKSHOP



I decided to experiment by including the object as the details in a drawing. I did this by including it in the bark of the tree and by adding a pearl necklace to the fox.




Experimenting WITH OBJECTS

Some rubbings of the object. →

The top was done with charcoal the bottom with pencil.



← The object I was given.




WORKSHOP

GLAZING

In this work shop we layered warm and cool primary colours to create secondary and tertiary colours.




Cobalt = C
Cerulean blue = CB
Lemon yellow = Ly
Deep yellow = dy
Burt sienna = bs
Brilliant red = br



WORKSHOP

PORTRAITS



In this workshop I had to draw myself from a photo.

WORKSHOP

CARDBOARD PRINTING



In this workshop we had to create a person out of cardboard.

WORKSHOP

TYPOGRAPHY

In this workshop we had to create a font based around a synonym for our theme.



WORKSHOP

PHOTO WEAVING

In this workshop we had to cut lines in a photo or drawing and another photo or something else though it.



WORKSHOP



LINO



In this workshop I drew out the designs. Then I craved out the lino and cut the squares. Then I glued the lino to a cube. Next I put ink on the ... and loaded up the roller and put it onto the lino. I then pressed the lino onto the paper. After the print had dried we stacked them together

BEN HEINE

Ben Heine is a Belgian visual artist. He is known for his pencil vs camera work. Heine was born in 1983.




WORKSHOP

PENCIL VS CAMERA






In this workshop I drew a sketch of a fox climbing stairs and took a picture of it on my stairs. →

← I also decided to try a digital version where I took a photo and drew my own design onto it including parts of the original photo.



FOX SKETCHES

I decided I wanted to sketch some foxes in different styles and positions.



LINO



I wanted to try the sleeping fox design from the sketches on the previous slides on lino. After I got the lino I drew out the design of the fox and decided what part of it I wanted to carve out.

REFERENCES

<https://www.britannica.com/biography/Kara-Walker>

<https://www.opticalspy.com/ben-heine-biography.html>

<http://www.artnet.com/artists/walter-bosse/>