



Name: Aliya Hussain

Project Title: Screen Yorkshire

Course: UAL Level 3 in Performing and Production
Arts

Content Page:

Page 3: Assignment Brief.

Page 4: Introduction.

Page 5: Proposal.

Page 6: Research.

Page 7: What happened in the 1994 century socially.

Page 8: What happened in the 1994 century economically.

Page 9: What happened in the 1994 century politically.

Page 10: Script analysis.

Page 11: Rehearsal Pictures.

Page 12: Risk Assessment.

Page 13: Costume/Props ideas and design

Page 14: Lighting ideas and design.

Page 15: Set ideas and design.

Page 16: Film Review.

Page 17: Peer/ Tutor observation/ verbal feedback.

Page 18: Different characters in Friends.

Page 19: Rachel Green.

Page 20: Chandler Bing.

Page 21: Joey Tribbiani.

Page 22: Ross Geller.

Page 23: Monica Geller.

Page 24: Phoebe Buffay.

Page 25: Acting for camera.

Page 26: My reflection.

Page 27: My reflection.

Page 28: My reflection.

Page 29: My reflection.

Page 30: Hair and makeup.

Page 31: Questions.

Page 32: Before and after pictures of me and my character.

Page 33: Viva/ Overall Evaluation.

Page 34: Reference List/bibliography (Harvard Reference).

Assignment Brief:

On Monday 12th December 2022 I was assigned my assignment Brief for Screen Yorkshire. I also got my script for friends and the character that I chose was Phoebe because I like her personality and her characterisation. Once I received my script I started to higher light her lines which made it easier to learn her lines. I feel like I can show her characterisation and physicality whilst performing this. We got to watch friends which made it easier for myself (as I have never watched it), so it was brilliant see my characters tone and what she looks like. Our actual performance is 03/02/23. we will be working with the creative media and media make up and special effects students. We will collaborating with Screen Yorkshire. I am aiming to get a distinction so that I can be more prouder of the work that I am putting in and I am following the matrix so that I develop my work independently and achieve the grade that I want. I am excited to perform this and bring the characters physicality to life. I have also developed my professionalism on and off stage which helps me to focus on my role and what I need to do achieve the grade that I want.

UAL Assignment Brief
MEDIA, MUSIC and PERFORMING ARTS

Qualification: Level Three Diploma in Performing Arts and Production

Unit Number & Title: Unit 5: Production Skills and Context
 Unit 6: Performance Skills and Context

Assignment Title: Screen Yorkshire

Assessors: Michael Kitson

Internal Verifier: Steph Hindle Date IV'd: 23.06.22

Date of Issue: 12.12.22 Submission by: ON TIME / LATE

Deadlines
 Online Submission - 03.02.23
 Practical Performance- 03.02.23
 VIVA- 13/12/21

Unit 5: Production Skills and Context
 Unit 6: Performance Skills and Context

The Project
 These units will provide you with an opportunity to integrate and reinforce knowledge and understanding acquired through your induction project and the first term. These units will enable you to demonstrate your understanding throughout the production and performance of a piece for screen.

You will be auditioned and cast in a role for a TV sitcom. You will be working in collaboration with the creative media and media make up and special effects team, the project is also in collaboration with Screen Yorkshire. During this project you will explore acting for camera techniques and will be filming in the TV studio. You will also get to take part in the post production elements to develop skills across the industry.

To support the production, you will complete an online portfolio which will provide you with the tools to complete key research needed to enable you to fulfil your casted role. This will include Professional Practice and your understanding of the industry.

To finalise the project, you will have the opportunity to evaluate your experience and ideas which should discuss the potential of the work created. You must include strengths and weaknesses of the piece and set targets for your next project. This is a good opportunity to start to think about not only the performance aspect but the wider production roles within the arts industry.

Grading Matrix to be covered in this assignment are set out below:

	Referral	Satisfactory	Good	Excellent
Context	Limited understanding of subject context, lacking clarity in aims and purpose.	Understanding of subject context used appropriately to make judgements, describe aims and clarify purpose.	Good understanding and knowledge of subject context used to make sound judgements, articulate ambitions and clarify the purpose.	Comprehensive understanding and knowledge of subject context used to communicate complex concepts, articulate ambitions and clarify the purpose.
Research	Little or no evidence presented or information does not relate sufficiently to task.	Sufficient relevant information has been gathered, documented and used in the development of ideas.	Thorough and sustained research and investigation of relevant sources, interpretation and synthesis of information used to inform, support and develop ideas.	Independently identified, thorough and sustained research and investigation of a range of relevant sources, insightful interpretation and synthesis of information used to inform, support and develop ideas.
Practical Skills and Presentation	Limited range of processes demonstrated, judgement and execution of techniques is poor.	Adequate range of processes, skills and knowledge demonstrated. Competent execution and application of techniques used to develop ideas.	Consistent and appropriate processes, skills and knowledge applied to extend enquiry and develop creative solutions.	In depth understanding and aesthetic awareness, imaginative and flexible processes, skills and knowledge applied in extensive enquiry to develop creative solutions.
Evaluation and reflection	Insufficient evidence of ongoing	Clearly communicated evidence of valid	Effective communication of analysis and	Accomplished and professional communication of

evaluation, lack of or only basic analysis and little or no justification for ideas.	evaluation and realistic analysis independently used to inform and develop ideas.	interpretation, independent synthesis of information and application of reasoned decision making to inform development of ideas.	perceptive analysis and interpretation, demonstrating clarity and sophistication in thinking and maturity in decision making to progress ideas.
--	---	--	---

Learner feedback on this assignment
 If you have any comments for your assessor about this assignment - please use this space

Copied work will be graded as a FAIL, and disciplinary action may be taken against you
I certify that the work submitted for this assignment is my own

Learner's signature: _____ Date: / /

Assessor's comment on final submission

RECEIPT FOR SUBMITTED ASSIGNMENT:
 A receipt will only be issued if both student and staff member are present at the point of submission
 Cut/tear off the receipt before giving both assignment and receipt to your assessor

Instructions for use:
 Learner: Enter your name, the unit title, unit number and assignment title/number below.
 Staff member: return signed and dated receipt to student

Student to complete before detaching receipt

Learner name:	Unit Number:
Assignment Title:	Assignment Number:
Staff signature:	Date/Time:

Introduction:

- My name is Aliya Hussain and I am 20 years old who does L3 diploma in Performing and Production Arts. I enjoy it because I get to learn new skills and build on my confidence. I have decided to do this because I want to peruse my acting career, I also get to meet new people which is a good way to overcome my social anxiety.
- I am apart of Articulate drama school and I enjoy it because I learn different script every week.
- I love to sing and act to musicals as it brightens up my mood.
- I am also brilliant at retaining lines and staying in character by being professional and focused at all times.

Proposal:

PROJECT PROPOSAL	
Name:	Aliya Hussain
Level & Course:	L3 Diploma in Performing and Production Arts
Project Title:	Screen Yorkshire
Client:	Screen Yorkshire
Rationale:	I have developed my confidence as I have worked with people that I have never worked with before. I'm brilliant at retaining my lines quicker as I used to struggle retaining them. At the start of the course I was shy and nervous whereas now I have developed massively on my confidence which shows that I am improving. I have learnt different skills such as professionalism and understand why it is important in the industry. I have overcome obstacles and faced them with confidence to help me with my future. I have had many experiences and have achieved many qualifications.
Project Concept:	In this project I aim to write a lot for my scrapbook so that I can achieve the grade that I want which is a distinction and to be proud of the work that I present. Also, to try and build my confidence by doing this I need try not doubt in my abilities and be proud of the work that I am achieving. My aim for production is to get more involved by doing this I need to overcome barriers that are in my way. My aim for my performance is to improve my projection, by doing this the audience can hear what I am saying. I will use more time in the studio to get more rehearsal practice so that I can develop and focus more on what I struggle on. I make use of peer and tutor feedback as I take it on board and improve and it is very useful. I incorporate my independent study at home and in B36 so that I can focus. The aim for my research is to try include at least a bare minimum of information about the project and I feel like I have done that which has helped me.
Evaluation:	I will reflect of the work that I have done and take any feedback that is useful and can help me. Also, collaborating with others has really challenged me as I have worked with people that I wouldn't work with so it has helped massively with my confidence and professionalism.
Proposed Research Sources & Bibliography	
<u>Research Websites.</u> https://home.adelphi.edu/~ni21572/overview.html https://www.imdb.com/title/tt0108778/plotsummary#summaries https://friends.fandom.com/wiki/Rachel_Greene https://friends.fandom.com/wiki/Chandler_Bing https://friends.fandom.com/wiki/Joey_Tribbiani https://friends.fandom.com/wiki/Ross_Geller https://friends.fandom.com/wiki/Monica_Geller https://friends.fandom.com/wiki/Phoebe_Buffay Friends - Rotten Tomatoes https://boldblushblog.com/2017/11/17/how-to-dress-like-phoebe-every-day/	
<u>Bibliography (Harvard Reference)</u> Barr, Tony. (1982). Acting for the camera, Boston: Allyn & Bacon, pp. Page 276 Brestoff, Richard. (1994). The Camera Smart Actor, Lyme, NH: Smith & Krause, pp. Page 276 Caine, Michael. (1990). Acting on Film. New York, London: Applause Theatre Books Publishers, pp. Page 276	

Checkhov, Michael. (1953). To the Actor. New York: Harper & Row Publishing company, pp. Page 276		
Cohen, Robert. (1978). Acting Power. Palo Alto, California: Mayfield publishing company, pp. Page 276		
Crane, Robert David, and Christopher Fryer. (1975). Jack Nicholson Face to Face, New York: M. Evens Company, pp. Page 276		
Dmytryk, Edward. (1984). On screen Directing. Boston: Focal Press, pp. Page 276		
Easty, Edward Dwight. (1981). On Method Acting. New York: Ballantine Books, Random House, pp. Page 276		
Tucker, Patrick. (1994). Secrets of Screen Acting. New York: Routledge Press, pp. Page 277		
Weston, Judith. (1996). Directing Actors. Studio City, CA: Michael Wiese Productions, pp. Page 277		
Action Plan & Timetable		
Week	Aim	What is needed to do this?
1	Rehearsal.	Commitment and dedication.
2	Time keeping.	Getting to college early to risk being late especially if its rehearsal or a performance.
3	Memorising my lines.	Use my Line Lerner app to help me.
4	Use more characterisation when performing.	Use more special awareness.
5	Use more projection.	Talk how the character would speak e.g. tone.
6	Stay focused and professional.	Don't get distracted by my peers.

Project proposal template support

Section 1 - Rationale (Approximately 100 words)

This section provides you with an opportunity to reflect on, review and summarise your progress and achievements through the first units of the qualification. You should outline the knowledge, skills and understanding you have acquired. What you know now, and what it means to you, compared with what you knew and could do before you started the course, and how this has influenced your choice of discipline or disciplines and your project proposal. It also provides an opportunity for you to explain your reasons for choosing a particular discipline or disciplines and to outline both your immediate and longer-term aspirations.

Section 2 – Project Concept (Approximately 200 words)

This section provides an opportunity for you to clearly explain the concept and aims of your project, production or performance and the research and ideas that will support its development. What you anticipate producing, the levels and types of resources that you will need and an indication of the form in which you will complete and present your final realisation within the allocated timescale. This might include an indication of when and how

Research:

<https://home.adelphi.edu/~ni21572/overview.html>

- ▶ Friends is a 90's Comedy TV show, based in Manhattan, about 6 friends who go through just about every life experience imaginable together; love, marriage, divorce, children, heartbreaks, fights, new jobs and job losses and all sorts of drama.
- ▶ Follows the personal and professional lives of six twenty to thirty year-old friends living in the Manhattan borough of New York City.
- ▶ Ross Geller, Rachel Green, Monica Geller, Joey Tribbiani, Chandler Bing, and Phoebe Buffay are six twenty-somethings living in New York City. Over the course of 10 years and seasons, these friends go through life lessons, family, love, drama, friendship, and comedy.
- ▶ The lives of twenty-something friends in New York City, each with their own dreams and drives: Joey a struggling actor, Monica a chef, Rachel a waitress who hopes to work in fashion, Ross a palaeontologist, Chandler who hates his job in data processing, and Phoebe a masseuse/musician.
- ▶ "With a Little Help From My Friends" is a song written by the Beatles (and expertly covered by Joe Cocker) and it could easily be the subtitle for the thirty minute comedy, "Friends". In 1994, the idea was created for "Friends": a show about six friends in New York as they navigate their way through life and learn to grow up as they approach the third decade of their life. All, with the help from each other to get them through the obstacles that life naturally has for us. Monica is the excessively neat and organized "older sister" of the group, who works as a chef while yearning to find her ideal love. Ross, Monica's older brother, is a palaeontologist with a lifelong crush on Rachel. He is a laid-back man with low self esteem and a recent divorcee. Rachel is the pretty, bubbly girl who spent most of her life as a spoiled rich princess. Now she must learn to face the real world. Chandler is Ross' college buddy and the guy who will crack jokes at a moment's notice. Phoebe is a lovable eccentric masseuse who easily could have fit in with Haight Ashbury in the 1960s. And Joey, the friend who has an inverse relationship between his good looks and his intelligence. He dreams of becoming an actor. These six individuals make up the cast of Friends. In May 2004, Friends officially ended it's phenomenal 10 year run. The show's time slot was taken over by a spin-off called Joey.

<https://www.imdb.com/title/tt0108778/plotsummary#summaries>

What happened in the 1994 century socially:

January 1: Twelve days of armed conflict are initiated by the Zapatista Army of National Liberation in Chiapas, Mexico. The army is a far-left and libertarian socialist political and military group and it controls a large amount of territory in the Chiapas state.

January 1: American actor Cesar Romero dies at the age of 86.

January 2: In South Mexico, 57 people are killed when battles between rebellious Indians and the army break out.

January 3: Hundreds of people are killed in a prison revolt in Venezuela.

January 3: The South African parliament, led by President F. W. de Klerk, announced the restoration of South African citizenship on December 15, 1993. On this day, it becomes effective, four months prior to the non-racial South Africa polls of April 27, 1994.

January 6: One of the major events in 1994 – Nancy Kerrigan, American ice skater, is attacked by the bodyguard of fellow ice skater Tonya Harding.

January 7: American figure skater Tonya Harding wins the US Female Figure Skating championship.

January 7: In Ohio, a United Express commuter plane crash kills 5 people.

January 8: TM-18, a Russian-manned spacecraft, launches into orbit.

January 8: Scott Davis, American ice skater, wins the US Male Figure Skating championship.

<https://www.historic-newspapers.co.uk/blog/1994-timeline/>

What happened in the 1994 century economically:

<https://economics.rabobank.com/publications/2013/september/the-tequila-crisis-in-1994/>

March - November, 1994

The crawling peg of the Mexican peso (figure 1) is under fire. Not only does the US Federal Reserve raise its policy rate by 250bps during this time span, Mexico also suffers from political homicides in the lead-up to the presidential elections later that year. Foreign exchange reserves therefore decline rapidly (figure 3). In April, to stop the outflow of foreign currency, the Mexican government issues short term dollar denominated debt, called tesobonos. As investors buying the tesobonos are protected for a potential devaluation of the peso, the outflow of foreign currency stops, while the foreign exchange rate stabilizes. However, in November USD 3bn is pulled out of the country, of which USD 1.6bn on a single day (18 November).

December 1st, 1994

The new Mexican government, headed by President Zedillo, takes office.

December 15th, 1994

The Wall Street Journal publishes an interview with the new Finance Minister Jaime Serra Puche, in which he denies that Mexico will devalue the peso. The next day, USD 855 m leaves Mexico.

December 20th, 1994

The new cabinet concludes that the situation is unsustainable. Therefore, the Central Bank of Mexico announces a lift of the upper band of the exchange rate by 15%, an effective devaluation of the peso.

December 20-21th, 1994

In the two days after the announcement, USD 4.6 bn leaves the country, half of the foreign exchange reserves.

December 22th, 1994

The intervention on the foreign exchange market is lifted, and the peso is allowed to float freely. The total devaluation of the peso amounts to 35% by the end of December.

What happened in the 1994 century politically:

- 1994 was a particularly eventful year politically and culturally, with so many stand-out events taking the world by storm. After years of Apartheid, South Africa saw its first black President take office when Nelson Mandela was sworn in, and a planned attack on figure skater Nancy Kerrigan was frequently in the news, eventually banning champion and rival Tonya Harding from the sport for life for her involvement.
- The public were saddened by the death of grunge rocker and Nirvana frontman Kurt Cobain, and the case against O. J. Simpson began to form. Our 1994 timeline reveals some of the most memorable events from the year.
- Many iconic, award-winning films were released this year, including *Forrest Gump*, *The Shaw-shank Redemption* and *Schindler's List*, and the popular sitcom *Friends* hit our screens for the first time, beginning a decade of laughter and watching the gang drink coffee at *Central Perk*.
- The best way to learn even more about 1994 is in an original 1994 newspaper, showing how the news reported some of these 1994 events and how the public read about them at the time.

<https://www.historic-newspapers.co.uk/blog/1994-timeline/#top>

Script Analysis:

[Scene: Central Perk, Chandler, Joey, Phoebe, and Monica are there.]
Monica: There's nothing to tell! He's just some guy I work with!
Joey: 'Cuz, you're going out with the guy! There's gotta be something wrong with him!
Chandler: All right Joey, be nice. So does he have a hump? A hump and a hairpiece?
Phoebe: **Wait, does he eat chalk?**
(They all stare, bemused.)
Phoebe: **Just, 'cause, I don't want her to go through what I went through with Carl-uh!**
Monica: Okay, everybody relax. This is not even a date. It's just two people going out to dinner and not having sex.
Chandler: Sounds like a date to me.
[Time Lapse]
Chandler: Alright, so I'm back in high school, I'm standing in the middle of the cafeteria, and I realize I am totally naked.
All: Oh, yeah. Had that dream.
Chandler: Then I look down, and I realize there's a phone... there.
Joey: Instead of...
Chandler: That's right.
Joey: Never had that dream.
Phoebe: **No.**
Chandler: All of a sudden, the phone starts to ring. Now I don't know what to do, everybody starts looking at me.
Monica: And they weren't looking at you before??
Chandler: Finally, I figure I'd better answer it, and it turns out it's my mother, which is very weird, because she never calls me!
[Time Lapse, Ross has entered.]
Ross: (mortified) Hi.
Joey: This guy says hello, I wanna kill myself.
Monica: Are you okay, sweetie?

Ross: I just feel like someone reached down my throat, grabbed my small intestine, pulled it out of my mouth and fed it around my neck...
Chandler: (explaining) Carol moved her stuff out today.
Joey: Ohh.
Monica: (to Ross) Let me get you some coffee.
Ross: Thanks.
Phoebe: **Ohh Oh!** (She starts to pluck at the air just in front of Ross.)
Ross: No, no don't! Stop cleaning my soul! No, just leave my soul alone, okay?
Phoebe: **Final! Be murky!**
Ross: I'll be fine, alright? Really, everyone. I hope she'll be very happy.
Monica: No you don't.
Ross: No I don't, to hell with her, she left me!
Joey: And you never knew she was a lesbian...
Ross: No! Okay?! Why does everyone keep fixating on that? She didn't know, how should I know?
Chandler: Sometimes I wish I was a lesbian... (They all stare at him.) Did I say that out loud?
Ross: I told mom and dad last night, they seemed to take it pretty well.
Monica: Oh really, so that hysterical phone call I got from a woman at sobbing 3:00 A.M., "I'll never have grandchildren, I'll never have grandchildren," was what? A wrong number?
Ross: Sorry.
Joey: Alright Ross, look. You're feeling a lot of pain right now. You're angry. You're hanging. Can I tell you what the answer is?
(Ross gestures his consent.)
Joey: Strip joint! 'Cuz, you're single! Have some hormones!
Ross: I don't want to be single, okay? I just... I just I just wanna be married again!
(Rachel enters in a wet wedding dress and starts to search the room.)

Chandler: And I just want a million dollars! (He extends his hand hopefully.)
Monica: Rachel??
Rachel: Oh God Monica! Thank God! I just want to your building and you weren't there and then this guy with a big hammer said you might be here and here you are!
Waitress: Can I get you some coffee?
Monica: (pointing at Rachel) De-caff! (to All) Okay, everybody, this is Rachel, another Lincoln High survivor. (to Rachel) This is everybody, this is Chandler, and Phoebe, and Joey, and- you remember my brother Ross?
Rachel: Hi, sure!
Ross: Hi.
(They go to hug but Ross's umbrella opens. He sits back down, deffused again. A moment of silence follows as Rachel sits and the others expect her to explain.)
Monica: So you wanna tell us now, or are we waiting for four wet bridesmaids?
Rachel: Oh God... well, it started about a half hour before the wedding. I was in the room where we were keeping all the presents, and I was looking at this grey coat. This really gorgeous Lorraine grey coat. When all of a sudden, on the moment that brought her- And then I got really freaked out, and that's when it hit me- how much Barry looks like Mr. Potato Head. Y'know, I mean, I always knew looked familiar, but... Anyway, I just had to get out of there, and I started wondering "Why am I doing this, and who am I doing this for?" and Monica, so anyway I just didn't know where to go, and I know that you and I have kinda drifted apart, but you're the only person I know who lived here in the city.
Monica: Who wasn't invited to the wedding.
Rachel: Ooh, I was kinda hoping that wouldn't be an issue... [Scene: Monica's Apartment, everyone is there and watching a Spanish Soap on TV and are trying to figure out what is going on.]
Monica: Now I'm guessing that he brought her the big pipe organ, and she's really not happy about it.
Rachel: (on phone) Daddy, I just... I can't marry him! I'm sorry. I just don't love him. Well, it matters to me!
Chandler: (to TV) Ooh, she should not be wasting those pants.
Joey: I see push her down the stairs.
Phoebe, Ross, Chandler, and Joey: **Push her down the stairs! Push her down the stairs! Push her down the stairs!**

(She is pushed down the stairs and everyone cheers.)
Rachel: 'Cuz Daddy, listen to me! It's like, it's like, all of my life, everyone has always told me, "You're a shoe! You're a shoe, you're a shoe, you're a shoe!" And today I just stepped and said, "What if I don't wanna be a shoe? What if I wanna be in a gown, y'know? Or a- or a- Daddy!"
Ross: You can not when he'd have trouble.
Rachel: Look Daddy, it's my life. Well maybe I'll just stay here with Monica.
Monica: Well, I guess we've established who's staying here with Monica.
Rachel: Well, maybe that's my decision. Well, maybe I don't need your money. Wait!! Wait, I said maybe!
[Time Lapse, Rachel is heating into a paper bag.]
Monica: Just breathe, breathe... that's it. Just try to think of nice calm things...
Phoebe: (sings) **Raindrops on roses and rabbits and kittens, (Rachel and Monica turn to look at her.) Ishbells and shagbells and- something with mittens... La la la.**
Rachel: I'm all better now.
Phoebe: (grins and walks to the kitchen and says to Chandler and Joey.) **I Helped!**
Monica: Okay, look, this is probably for the best, y'know? Independence. Taking control of your life.
Joey: (comforting her) And hey, you need anything, you can always come to Joey. Me and Chandler live across the hall. And he's away a lot.
Monica: Joey, stop hitting on her! It's her wedding day!
Joey: What, like there's a rule or something?
Paul: (over the intercom) It's, uh, it's Paul.
Monica: Buzz him in!
Joey: What's Paul?
Ross: Paul the Wise Guy, Paul.
Monica: Maybe. Joey? You're not a real date tonight is with Paul the Wise Guy?
Ross: He finally asked you out?
Monica: Yes!

Chandler: Ooh, this is a Dear Diary moment.
Monica: Rach, wait, I can cancel...
Rachel: Please, no, go, that'd be fine!
Monica: (to Ross) Are, are you okay? I mean, do you want me to stay?
Ross: (choked voice) That'd be good...
Monica: (horrified) Really?
Ross: (normal voice) No, go on! It's Paul the Wise Guy!
Phoebe: **What does that mean? Does he sell it, drink it, or just complain a lot?** (Chandler doesn't know.)
(There's a knock on the door and it's Paul.)
Monica: Hi, come in! Paul, this is... (They are all lined up next to the door.), everybody, everybody, this is Paul.
All: **Hey! Paul! Hi! The Wise Guy! Hey!**
Chandler: I'm sorry, I didn't catch your name. Paul, was it?
Monica: Bye. (she leaves)
Phoebe: Ooh, I just pulled out four eyelashes. That can't be good.
Ross: So Rachel, what're you, uh... what're you up to tonight?
Rachel: Well, I was kinda supposed to be headed for Arabs on my honeymoon, so nothing!
Ross: Right, you're not even getting your honeymoon, God... No, no, although, Arabs, this time of year... talk about your (think) big breasts... Anyway, if you don't feel like being alone tonight, Joey and Chandler are coming over to help me put together my new furniture.
Chandler: (deadpan) Yes, and we're very excited about it.
Rachel: Well actually, thanks, but I think I'm just gonna hang out here tonight.
Ross: Okay, sure.
Joey: Hey Phoebe, you wanna help?
Phoebe: **Oh, I wish I could, but I don't want to.**

When I received my script I started to find my characters lines and highlighted them which made it easier for made to retain all my lines. I plan to perform my scene with passion by doing this it will help me to challenge myself and help me with my confidence.


Rehearsal Pictures:



In this photo we have started our storyboard and discussing.



In this photo we are writing our storyboard.



In this photo we have completed our storyboard.



In this photo we have started rehearsing our scene.



In this photo we are still rehearsing our scene and I am being more like my character.



In this photo we are continuing to rehearse our scene and I am already off script.

Rehearsal Pictures and Videos (TEAM:UAL Level Two and Three Diploma in Performing Arts) | Microsoft Teams

Risk Assessment:

<u>Potential Hazard</u>	<u>Who is at risk</u>	<u>Property that may be damaged</u>	<u>Risk controls already in place</u>	<u>Risk rating 1-5</u>	<u>How to control the risk</u>
Tripping over in the dark and in combined space.	People who are not focusing on where they are going.	Things may get damaged on set.	Having a little torch so the actors can see around them.	5/5	Get lights around the set and move any props or equipment wires that people may fall over.
Eating/ drinking	Actors/ equipment's.	Set/ equipment's.	It can cause a fire.	5/5	Make sure the water is nowhere near any electrical equipment's.
Props.	Actors who don't put the props away.	Props.	Make sure you don't mess with the props or misplace it and put it back where it belongs after you have used it.	5/5	Leave it where it is so the actor know where to get their props from.
Chewing Gum.	Actor who is choking on the gum.	Stage.	Make sure that no one is chewing gum before going on set.	5/5	If you have chewing gum in your mouth, make sure to throw it in the bin before the show starts.

Costume/ props ideas and design:

costumes.

- Rachel - Wedding Dress, veil/headband. Jewelry / heels
- Ross - Suit and tie, red shirt, long black coat. smart shoes
- Phoebe - Denim jacket, skirt, tights, plain shirt. knit boots
- Monica - casual, dull/brown clothes, natural colours
- Character - blue jeans, shirt, Jumper trousers. Slip shoes.
- Joey - Jumper, black jeans/easy outfits. boots.

Props

- Umbrella
- coffee cup (Round mugs.)
- Sugar packets
- Sofa / chairs.
- Lamps.
- Paper bag
- Cookies / plate for cookies.
- old style phone
- bell for the door.



This is the costume that I will be wearing for my scene as my character wears this in the first episode of Friends. I will also be wearing my trainers.



<https://boldblushblog.com/2017/11/17/how-to-dress-like-phoebe-every-day/>



In the first episode I see my character using paper to draw as she is board so I will be using some white paper.

This link is a blog on how to look like my character.

Lighting ideas and design:



In the original episode they used white colour for the lighting so that is what we used as it made the scene come to life and it made me feel more like my character.

[Friends season 1 episode 1 part 1 - YouTube](#)



On this link you can see how the lighting is being used in the original episode.

Set ideas and design:

In the episode they used 2 sofas it to create the café scene which made it come to life, whereas in ours we also used it. Also in the scene my character is sat down on the floor so I used a chair and also got to sit on a pillow.



In this Scene we used 2 sofas as in the original episode that is what they used.




In this scene, my character is sat on a cushion, in the original episode my character is sat fiddling with paper.


In this scene, my character is sat in the chair talking to the other character.



Reviews:



Friends - Rotten Tomatoes – This is a link to reviews that people have made on Friends which I also agree on as when I watched it for the first time, I really enjoyed it and liked how the character are being presented.



Feedback- tutor obs & peer obs/ diction/ verbal feedback

Student name: Aliya Hussain
 Course level: UAL Level 3 Diploma in Performing and Production Arts

ual: awarding body

Peer Feedback
 Measuring progress:

Personal development targets.	Actioned by...
1. work on my confidence.	
2. put myself out there more.	

Action. How will you achieve your personal targets????	Actioned by...
1. Don't doubt my confidence.	
2. Don't be shy and talk louder.	

Tutor signature: _____ Date: _____
 Learner signature: _____ Date: _____

Peer Feedback Comments:
 You always remain focused and professional within our sessions and show true potential and talent, my only advice to you would be to put yourself out there more and work on your confidence. You got this bro!

Student Reflective Comments:
 I now know what I need to focus and improve on.

→ This is my peer observation from Oliver-This feedback very useful as I know now what I can work on.

Student name: Aliya
 Course level: 3

ual: awarding body

Tutor Feedback
 Measuring progress:

Personal development targets.	Actioned by...
1. Input more ideas and take up more of an active role.	
2. Don't be quiet and overtake my confidence.	

Action. How will you achieve your personal targets????	Actioned by...
1. Don't be afraid to share my ideas.	
2. Talk louder and build more on my confidence.	

Tutor signature: _____ Date: 03/01/23
 Learner signature: Aliya Date: 03/01/23

Tutor observation, Practical sessions

Practical Skills
 you have a good deal of potential and you are starting on a project that will stretch you in a new way. you are quiet within your group at the moment.

Areas for Development
 Please work to input more ideas and be more actively engaged in the development of the piece. Push forward and input more to your group in order to reach your full potential.

Areas for Development:
 - Input more ideas and take up more of an active role in the development of your scene.

→ This is my tutor observation from Sara- I feel like this feedback is going to help me to develop and what I need to focus and improve on.

Different Characters in Friends:



Rachel Green:

https://friends.fandom.com/wiki/Rachel_Greene

- Rachel Karen Greene was born to wealthy parents, Leonard and Sandra Greene, who gave her and her two sisters Jill and Amy a rather spoiled upbringing, resulting in them not being able to be independent from their parents financially at first. Rachel originally had a big nose but she later got a nose job. She met Monica Geller for the first time when they were both six years old. They quickly became best friends, remaining exactly like that from then, and the friendship flourished by attending the same high school.
- Rachel also soon met Monica's older brother, Ross, who developed a crush on her which he decided to keep to himself, although years later Rachel admitted she knew about his crush. Ross knew she would have rejected him and she did, as shown in the Pilot when Rachel thought he was just 'Monica's geeky older brother'.
- Rachel's personality evolves somewhat over the series. Early on, she is portrayed as a spoiled girl. She can often be self-centred, but is often sweet and tries to be a good friend. Later on in the series, especially after she gives birth, she becomes much less self-absorbed.
- As a girl used to have people at her beck and call, Rachel admits to Mr. Treeger that she has never taken the trash out. When Treeger yells at her for clogging up the trash chute, which he had unclogged shortly before with a lot of effort, Rachel returns to the apartment in tears and exaggerates the situation. Monica dismisses the exaggerations, saying Rachel always cries. ("The one with the Ballroom Dancing").



Chandler Bing:

https://friends.fandom.com/wiki/Chandler_Bing

- Chandler Muriel Bing is one of the main characters on the popular sitcom Friends. He is portrayed by Matthew Perry. He is notable for his sarcastic and witty sense of humour.
- Throughout most of the series, Chandler is an executive specialized in statistical analysis and data reconfiguration, occupying high-grade positions such as Processing Manager and head of the office. Though he has a high pay, he frequently complains about his dislike of his job, even deciding to quit in Season 9, finding employment as a Junior Copywriter in an advertising agency; this is a job he greatly enjoys, demonstrated by his willingness to take an internship opportunity, even though it means having to start from the very beginning of a new career.
- Chandler has been Ross Geller's best friend since college. He met Ross' sister Monica Geller and her friend Rachel Greene while celebrating Thanksgiving 1987 at the Geller family residence during his first year at college. He later moved to apartment #19 in New York City, across the hall from Monica and later Rachel.
- At some point during this time, Phoebe Buffay moved in with Monica and Kip became Chandler's roommate. Kip and Monica dated for a while, but later broke up, and could no longer stand to be in the same room as each other. Chandler's next roommate, Joey Tribbiani moved in, and completed the group of friends. Chandler lived with Joey until season 6, then he moved in with Monica, whom he had been dating for a year.



Joey Tribbiani:

https://friends.fandom.com/wiki/Joey_Tribbiani

- Joseph Francis "Joey" Tribbiani Jr., was one of the main characters on Friends (1994–2004) and the title character in the spin-off Joey (2004–2006). He is best known for being a ladies' man and a rather silly but adorable personality. He was portrayed by Matt LeBlanc.
- Joey comes from an Italian-American family of eight children, of which he is the only male. He is from, and presumably born in, Queens. As a child, he was extremely accident prone. In "The one with Ross' New Girlfriend", it's implied that he was sexually abused as a child by a tailor, but did not realize this until Chandler went to the same place years later. As a child, he had an imaginary friend named Maurice, who was a space cowboy.
- He meets most of the friends (with the exception of Rachel) as a result of being Chandler's roommate. Joey meets Rachel a while later, at Central Perk when she runs out on her planned wedding with Barry.
- Joey is a stereotypical and a terrible actor: oversexed, under-educated, and constantly looking for work. He is also ordained as a minister in "The One With The Truth About London", and he officiates at both Monica and Chandler's and Phoebe and Mike's weddings.
- It is revealed in "The One After 'I Do'" that Joey has a size seven foot (European size 38.5), which he is secretive and defensive about. He also has a soft toy penguin named Huggsy (his "bedtime penguin pal"), which he is very fond of and does not like to share with others. In "The One With Ross and Monica's Cousin", it is revealed that as was common with Catholic boys, Joey is circumcised.



Ross Geller:

https://friends.fandom.com/wiki/Ross_Geller

- Ross Geller, Ph.D. was one of the main characters on Friends (1994–2004). He was portrayed by David Schwimmer. He's best known for his nerdy personality and very awkward sense of humour, much like Screech from Saved By The Bell, or David from Beverly Hills, 90210.
- He was born to Jack and Judy Geller and raised by them on Long Island, New York. He is Monica's older brother. When Ross was younger, he dressed up as a woman (with his mother's clothes) and sang, "I am Bea / I drink tea / Won't you dance around with me?". When growing up, he attended the same high school as Rachel (as did Monica) where he eventually developed a crush on her and kept it to himself, though Rachel later admitted she knew about his crush, but didn't return those feelings.
- He befriended a fellow student named Will Colbert, who was frequently bullied and teased by Rachel for being fat. Dealing with the fact that she never seemed to notice his feelings for her, in a very immature way, Ross co-founded an "I Hate-Rachel" Club with Will (and an exchange student from Thailand who had no idea what the club was for). To spite her, the two of them spread a rumour about her that everyone in the entire high school (apart from Rachel herself) heard about.
- The rumour in question is that she, as Ross put it, "had both male and female reproductive parts" and that, as Will put it, "her parents flipped a coin and decided to raise her as a girl." It was so wide spread even Chandler heard it in his all-boys high school. However, Rachel unknowingly returned the favour in a way after catching Ross making out with Lincoln High School's 50 year old librarian. She then spread a rumour regarding this all over the high school (though Ross apparently didn't know that she'd seen him doing this or that everyone in the high school knew about it until many years later).



Monica Geller:

https://friends.fandom.com/wiki/Monica_Geller

- Monica E.[10] Geller is one of the main characters on the popular sitcom Friends (1994–2004), played by Courtenay Cox. Monica was known as the "Mother Hen" of the group and her Greenwich Village apartment was one of the group's main gathering places throughout the series.
- Monica was born in 1969. Monica is Ross' younger sister, and the daughter of Jack and Judy Geller. Monica, like the rest of her family, is Jewish. She had a slightly difficult childhood from Ross, characterized by the bickering which took place between her and her brother (some culminating in memorable events such as the Geller Cup, which took place every Thanksgiving). She also had, and still has, a difficult relationship with her parents (especially with her mother) who unconsciously favours Ross over her on various occasions and usually cares about him more than Monica. (Her father did try to fix this by giving her his Porsche in "The One Where Rosita Dies").
- High school was a difficult time for Monica, who gained a substantial amount of weight and peaked at 255 pounds. She had few friends; her best friend being Rachel Greene. For prom, she even had a date: Roy Gublik. Her first kiss, however, was (by accident) with her brother, Ross.[11] She met Chandler Bing at her parents' house on Thanksgiving 1987. She initially had a crush on him (and even became a chef because he told her that he liked her macaroni and cheese) until she overheard him referring to her as Ross' "fat sister."
- The shock was so great for her that she became determined to lose all her extra weight by the next time he would see her. She accomplished this goal by Thanksgiving 1988.[12] She unintentionally got back at him by dropping a knife and severing one of his toes during a failed attempt to get him naked and seduce him.
- While she is kind, caring and friendly, Monica is perhaps most notorious for her obsessive cleanliness (classifying places by cleanliness, where 'Monica-clean' is even cleaner than 'Health-Department-clean'[14]). She is also known to talk abnormally loudly (such as in "The One With The Apothecary Table") and for her bossiness and unnatural organizational skills (such as "The One On The Last Night"). Phoebe and Rachel also call her high-maintenance.[15] Aside from being a neat-freak, Monica can also be bossy and somewhat competitive, hating to lose in competitions. Although less so than Chandler, Ross, Rachel or even Phoebe, Monica also possesses a snide and sarcastic wit that is more subtle than her friends'.



Phoebe Buffay:

https://friends.fandom.com/wiki/Phoebe_Buffay

- Phoebe Buffay-Hannigan (née Buffay) is one of the main characters on the popular sitcom Friends (1994–2004), portrayed by Lisa Kudrow. She is best known for her bohemian lifestyle, silly wit and guitar playing in Central Perk.
- Phoebe Buffay and her older twin sister, Ursula, are the result of a sexual relationship between Phoebe Abbott, Frank Buffay and Lily Buffay. Phoebe Abbott wasn't ready to be a mother as she didn't mean to get pregnant, so Lily and Frank adopted both twins and raised them together. Frank abandoned Lily and the twins soon after and then later married another unknown woman.
- The children's step-father went to prison and Lily committed suicide by carbon monoxide poisoning when putting her head in an oven. Phoebe was living on her own homeless on the streets of New York City by the age of 14. When she was 18, she lived in a burnt-out Buick LeSabre. She never attended high school or college, but she met behind a dumpster with a small group of three to learn French. She became fluent in speaking it, as evidenced in "The One Where Joey Speaks French". She also speaks some Italian, and has a short conversation in Italian with Joey's grandmother, Nonnie in "The One Where Ross Can't Flirt".
- Her language skills are treated somewhat inconsistently. She misunderstands when one of Monica's assistant introduces himself as a sous-chef, and she does not appear to understand Rachel's Italian former boyfriend, Paolo (but neither can any of the other five friends).
- Phoebe is a sweet-natured but odd guitar player. Having experienced nothing like a normal, complete childhood, Phoebe is often very dim-witted, sometimes smart and is in some regards still a child at heart. She believed Santa Claus existed, until Joey told her otherwise. Phoebe also shocks some people in the story line with her frankness on occasions that it catches them off guard from her usual self. This straightforwardness is a running gag throughout the Friends series. Phoebe becomes noticeably a little more intelligent during the last two seasons.



Acting for camera:

How to Act for the Camera (backstage.com)

- ▶ It's good to start with the main genres of on-camera acting:
- ▶ *Acting for film:* This is acting for a story that can generally stand alone as a piece in-and-of-itself. It's important to remember it's intended to be shown on gigantic screens, even though watching films from the comfort of your own computer or TV is becoming more and more popular as technology advances.
- ▶ *Acting for TV:* Acting for TV means that you're acting for a show that's usually part of an ongoing storyline. TV is having a bit of a renaissance and is of a better, more complex, and varied quality than ever before with the advent of video-streaming services such as Netflix, Amazon, Hulu, etc. So while the format can change—typical 30-minute or one-hour spots to individual series creating film-like episodes (i.e., "Sherlock," etc.)—there are still two main types of TV filming: single camera and multi-camera.
- ▶ Single camera is when there is only one camera shooting, and it's moved to various angles to get different shots. Multi-camera means multiple cameras are all shooting at the same time. The latter is still the popular method for sitcoms and soap operas.
- ▶ *Acting for the web:* Web series are an extremely popular storytelling method today. They're usually shorter in length (in the five- to 30-minute range) and are often part of a series that develops characters over time the same way a TV show would. They're a great way to gain film experience on a smaller scale or even produce your own work. Web series can also be useful for getting footage for reels and having work online that can be easily viewed and shared by industry professionals.
- ▶ *Acting for commercials:* Commercial acting is its own art form. There are the usual TV commercials, but increasingly, there are also commercials for the web. Commercial acting requires the ability to sell a product while also appearing natural and at ease.
- ▶ *Acting for industrials:* An industrial is a production for non-broadcast use that's usually shown in classrooms, stores, dealer showrooms, or corporate offices. Similar to commercial acting, you're often selling a product/service, but you can also be teaching/explaining something to the audience. Either way, it's important to still appear natural and easy going.
- ▶ In theatre/stage acting, your body and voice play a large part in your character's creation. You, not the camera, are also responsible for directing the audience's focus onto certain parts of the scene. To this end, you must develop your physicality, vocal range, and endurance to accommodate the demands of the stage and possibly even eight shows a week.
- ▶ Meanwhile, with on-camera acting, stillness is of great importance. This isn't to say you don't use your body and voice, but you must be able to convey your thoughts, feelings, and emotions with minimum movement. What you're doing with your eyes and your ability to tell your story through them is vital; you need to be able to convey expression and vulnerability through your eyes alone.
- ▶ Understanding and getting rid of any personal tics you might have that aren't specific to the character is helpful. Your movements will be magnified exponentially from what an audience member sees in a play versus a movie theatre, so you need to understand the impact each movement has when viewed on film and be sure everything you do is truthful and honest to the utmost degree.
- ▶ A great way to really explore this difference is to perform a favourite monologue the way you normally do for theatre auditions on camera. Then, sit on your hands and tell the same story. You can even try it with different size camera cuts. (Is the shot of your torso or a full-body shot?) Notice the differences in your body, volume, and eyes as you perform the piece with different camera cuts in mind. You'll be able to start seeing how the same piece translates for both outlets.

My reflection:

On Monday 2nd January 2023, I found out that I was in Friends episode 1 group so I received the script. I then got in my group and we then had to decide what characters we wanted to play, my group chose my character which was phoebe Buffay but she was a good character to play because I felt like I know how to portray her character, as soon as I went home I started to watch Friends episode 1 as I have never watched it before. I enjoyed watching it as I got to see how my character is being presented and her physicality. Then the next day I had to rehearse Friends episode 1 with my fellow cast member. I had already retained all my lines and maintained professional and focused the whole way through the process. We also got to visit the TV studio in DHB and got told the risk and hazards of what we shouldn't be doing such as eating/drinking etc. We also got to practice using it In the session I have used my research effectively by using books from the library to find out relevant information.




<https://mail.google.com/mail/u/0?ui=2&ik=53161d843f&attid=0.3&permmsgid=msg-a:r3448093467936333276&th=185e8d36cb3e3e96&view=att&disp=safe&realattid=185e8d360f3e2ce3f53>

<https://mail.google.com/mail/u/0?ui=2&ik=53161d843f&attid=0.2&permmsgid=msg-a:r3448093467936333276&th=185e8d36cb3e3e96&view=att&disp=safe&realattid=185e8d349273380b52>

<https://mail.google.com/mail/u/0?ui=2&ik=53161d843f&attid=0.1&permmsgid=msg-a:r3448093467936333276&th=185e8d36cb3e3e96&view=att&disp=safe&realattid=185e8d32ca6ede0f1e01>

→ TV studio.



→ This is a photo of me in the TV studio.

These links are the videos I took of the TV studio.

My reflection:

Welcome Back!
Tuesday 3rd Jan 2023
Emily

Aim: To develop and block scenes for TV acting assessment
To create storyboard to support Creative Journey.

Outcomes:

- Complete a blocking rehearsal considering Shots and framing.
- Plan a storyboard to support your scene
- Demonstrate a high level of professionalism for the full duration of the rehearsal.

subject
background
camera shot

On Tuesday 3rd January 2023 we had to try and develop and block our scenes for TV acting assessment by doing this we had to complete a blocking rehearsal considering shots and framing. We also, had to create a storyboard to support our creative journey by doing this we had to plan storyboard to support our scene. Demonstrate a high level of professionalism for the full duration of the rehearsal process and focus so that we know what we are supposed to do.



→ This is a photo of us planning our storyboard to help support our scene.

My reflection:

On Monday 9th January 2023 we rehearsed and finalised blocking our scene by doing this we rehearsed with our group in B25, we used chairs to create our scene and how it will look like in the Tv studio. We got to perform our scenes in front of the other friends group. We then had a production meeting to familiarise ourselves with the blocking of our scenes. In the production meeting we talked about set, costume, lighting, props, sound, placements/blocking, cameras and lines.

MONDAY 9th January 2022

Aim: Rehearse + finalise Blocking of scenes.

Objectives:

- Rehearse scenes our groups
- Perform scenes to Production groups.
- Production meeting to finalise Blocking for scenes.

Tasks to finish

- production elements
- Prop + costume sourcing
- peer to peer character - not seating.

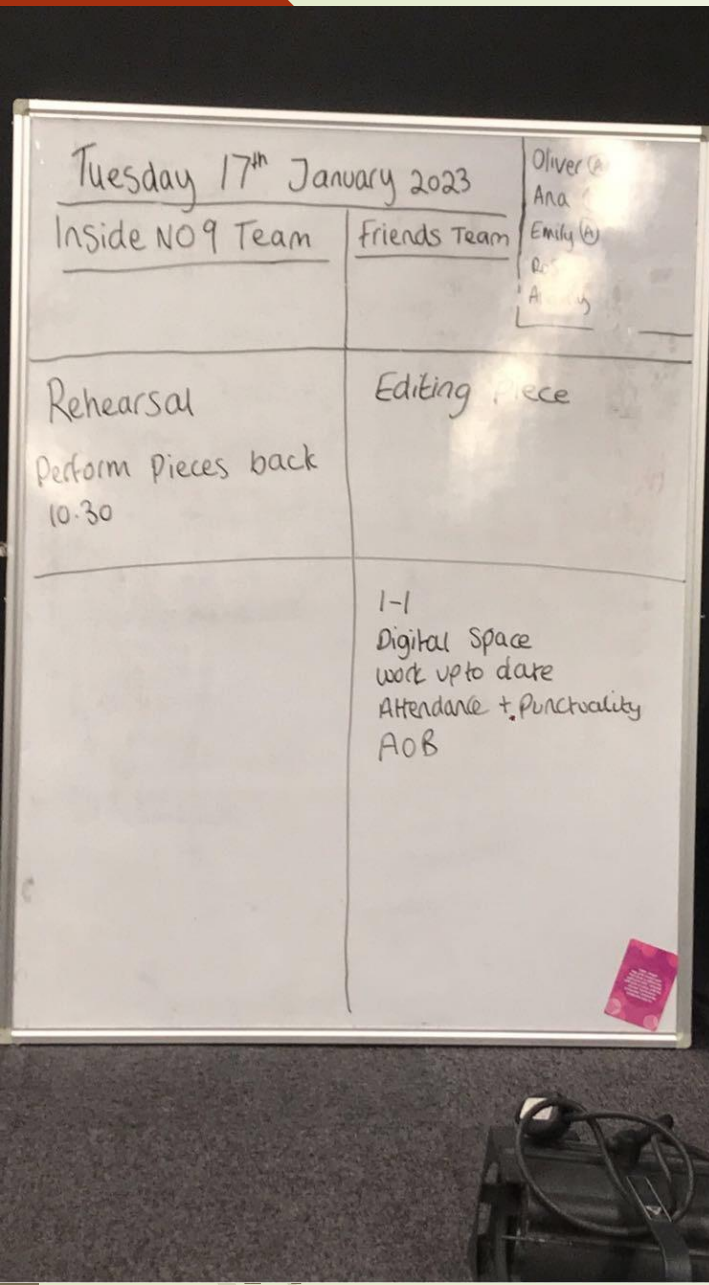
Production meeting

Scrapbooks Page 2 missing	• Lines (cutting, help, tips, meaning)
keira Hollie Serish Oliver	• Set
Missing elements Lucas Adriano	• Placements/blocking
	• costume
	• props
	• Lighting
	• sound
	• cameras

ABSENT

Emily @ Beattie @
Sorish @ Sophie @
Simon
Anthon
Usman
Adriano
Alex

My reflection:



On Tuesday 17th January 2023 we had to edit our scene as our performance was already done. I have never done editing before so this was a challenge for me but I overcame it and had a go. During the editing process we got to add different sounds that fits our scene. I was professional for the entire process.

Hair and Makeup:

I got my makeup done by the MMU students, she put foundation on my face, concealer under my eyes and sorted my eyelashes out. She also put some brown eyeshadow on my eye lids.

I had to do my own hair so I just did 2 side ponytails as that's what my character has.



Questions:

- How did it go?

It went alright because I stayed professional for the entire process and stayed in character the whole way through which made the production look fantastic in the end.

- What worked well?

I retained all my lines.

I stayed in character.

I felt like my character.

- What didn't go well?

Some of my peers was being unprofessional.

Some of my peers was not off script.

They wasn't focused the entire time.


- What did I gain from this project?

I felt like I have gained my confidence and my projection as I felt like my character.

- What would I do differently if I was to do this project again?

Keep being me by staying focused and don't let people distract me.

Before and after pictures of me and my character:



These are before and after pictures of me and my character.

Viva/Overall Evaluation:

Overall, this went brilliantly at the end because everyone knew I knew all my lines and stayed professional throughout the acting for camera. For me personally I feel like I've developed my confidence skills by not looking straight at the camera and I gave it my all. I also stayed in character the entire time which made it come to life as I was hardworking and dedicated to the performance by attending all the rehearsals and taking on feedback from my tutors as well. The thing that didn't go well was some people in my group members was not off script during rehearsal practice which slowed the process, and it was frustrating. If I was to perform this play again, I will not let my peers distract by doing this if people try talking to me then don't give them attention and don't listen, this will help me, so I don't forget when it's need to go on stage. For the rehearsal process it went fantastic in the end because everyone had their makeup and hair done.

Year 1 Diploma in Performing and Production Arts

Project 3: Screen Yorkshire

VIVA Questions

Name: Aliya Hussain

Date: 31/01/2023

1. How do you feel this project went?

I feel like this project went alright because I stayed professional for the entire process and stayed in character the whole way through which made the production look fantastic in the end.

2. What skills do you feel you have developed throughout this project?

I feel like I have developed my confidence massively during this project as I have worked with people that I haven't worked with before.

3. What were your key strengths in project 3?

My key strengths in project 3 was professionalism, projection, characterisation and knowing my lines straight away.

4. What were the weaknesses in project 3?

My weaknesses for Project 3 was some people in my group was not off script, they weren't focused the entire time and some of my peers were being unprofessional.

5. How effectively did you manage the overall process?

Overall, I managed the overall pretty well as I took my peer and tutor feedback on board which helped.

6. Can you discuss any key research sources which have supported your process?

I have used many key research sources such as backstage, fandom etc which has helped me massively and books.

7. How effectively did you apply the research?

I applied the research effectively by finding out relevant and much needed information.

8. What have you learnt from this project which you will take forward on to the next step of your own personal development?

From this project I have learnt how to use the camera which has helped me with my confidence as it is something I have never experienced.

9. What have you learnt about the topic of screen acting?

I have learnt that screen acting is acting for film/TV.

10. What can you do now that you couldn't do when you started the course?

I can use more projection whereas before I struggles and the tutors had told me that I needed more projection.

11. Why is learning this important?

I feel like learning this is important because it will help for the future and to also build more on.

12. If you were to do the project again what would you do differently?

If I was to do this project again I would keep being me by staying focused and don't let people distract me.

13. How will you effectively apply this within your next project?

I will effectively apply this in my next project by staying professional.

14. Did you enjoy the rehearsal process?

During the rehearsal process I felt left out so when we were discussing about our scene, my peers didn't agree with my opinions, but the good thing is that I was off script, focused and professional.

15. Set yourself 3 targets for project 4:

1) Get more involved.

2) Stay focused and professional.

3) Build more on my confidence.

16. Set yourself 3 targets for your scrapbook for project 4:

1) Do more contextual research.

2) Take more videos and photos.

3) Add more reflections and take pictures of the Learning objectives so that I can add it to my scrapbook.

https://www.youtube.com/watch?v=9vpQk_YJRdQ

→ This is the completed film for Friend Scene 1.

Reference list/ bibliography (Harvard Reference):

- ▶ Barr, Tony. (1982). *Acting for the camera*, Boston: Allyn & Bacon, pp. Page 276
- ▶ Brestoff, Richard. (1994). *The Camera Smart Actor*, Lyme, NH: Smith & Krause, pp. Page 276
- ▶ Caine, Michael. (1990). *Acting on Film*. New York, London: Applause Theatre Books Publishers, pp. Page 276
- ▶ Checkhov, Michael. (1953). *To the Actor*. New York : Harper & Row Publishing company, pp. Page 276
- ▶ Cohen, Robert. (1978). *Acting Power*. Palo Alto, California: Mayfield publishing company, pp. Page 276
- ▶ Crane, Robert David, and Christopher Fryer. (1975). *Jack Nicholson Face to Face*, New York: M. Evens Company, pp. Page 276
- ▶ Dmytryk, Edward. (1984). *On screen Directing*. Boston: Focal Press, pp. Page 276
- ▶ Easty, Edward Dwight. (1981). *On Method Acting*. New York: Ballantine Books, Random House, pp. Page 276
- ▶ Tucker, Patrick. (1994). *Secrets of Screen Acting*. New York: Routledge Press, pp. Page 277
- ▶ Weston, Judith. (1996). *Directing Actors*. Studio City, CA: Michael Wiese Productions, pp. Page 277